

**proform**<sup>®</sup>

DESIGN QUALITY TECHNOLOGY

2018



**proform**<sup>®</sup>

DESIGN QUALITY TECHNOLOGY

## **WSTĘP**

Na pozycję wzorniczego i jakościowego lidera pracujemy już ponad 15 lat. W tym czasie marka PROFORM stała się rozpoznawalnym znakiem produktowym w Polsce i Europie. W odpowiedzi na potrzeby rynku stale poszerzamy gamę naszych produktów i usług. Bardzo różnorodną, starannie przygotowaną i stale odświeżaną ofertę frontów meblowych i paneli dekoracyjnych uzupełnia szeroka gama usług stolarskich, do produkcji gotowych korpusów na wymiar włącznie. Dumni jesteśmy, że za rozwojem produktowym nadąża stale materiał marketingowy, dokumentacja techniczna oraz innowacyjna Platforma Obsługi Klienta. Naszymi klientami są dziś nie tylko producenci mebli, studia meblowe czy firmy montażowe. Wiedza technologiczna i materiałowa w połączeniu z możliwościami technicznymi powoduje, że coraz intensywniej pracujemy również z projektantami i architektami, czego owocem jest uczestnictwo w znaczących projektach inwestycyjnych. Zwracajcie uwagę na detale i szczegóły - to one odróżniają produkty autorskie od kopii !

## **DIE EINFÜHRUNG**

Für die Position des Designs- und Qualitätsleaders arbeiten wir seit über 15 Jahren. In dieser Zeit ist die Marke PROFORM in Polen und in Europa zum erkennbaren Produktzeichen geworden. Als Antwort auf die Marktbedürfnisse erweitern wir ständig unsere Produkt- und Dienstleistungspalette. Ein vielfältiges, sorgfältig vorbereitetes und ständig aktualisiertes Angebot an Möbelfronten und dekorativen Paneelen wird stets durch eine breit gefächerte Palette von Tischlereidienstleistungen, bis einschließlich Herstellung von fertigen Module nach Maß, erweitert. Wir sind stolz darauf, dass das Marketingmaterial, technische Dokumentation sowie die innovative Plattform für Kundendienst immer mit der Produktentwicklung einherschreitet. Zu unserem Kundenkreis gehören heutzutage nicht nur Möbelproduzenten, Möbelstudios bzw. Montagefirmen. Das Technologische und Materialwissen, verbunden mit technischen Möglichkeiten, bewirken, dass wir immer intensiver mit Designern und Architekten zusammenarbeiten, was Früchte in Form von Teilnahme an bedeutenden Investitionsprojekten hervorgebracht hat. Achten Sie auf Details und Einzelheiten – eben durch sie kann man Urheberprodukte von Kopien unterscheiden!

## **INTRODUCTION**

We have been working hard to become a leader in production and quality for more than 15 years. During this period, the PROFORM brand has become a recognizable trademark in Poland and Europe. We keep expanding our range of products and services to address the needs of the market. Apart from a varied, carefully prepared and constantly updated selection of cupboard fronts and decorative panels, we offer our customers a wide range of carpentry services, including the production of ready-to-size furniture bodies. We pride ourselves that our product development is accompanied by constantly updated marketing material, technical documentation as well as an innovative Customer Service Platform. Today, our clients include not only furniture manufacturers, furniture studios and assembly companies. Thanks to our technological expertise, extensive knowledge of materials and our technical capabilities, we keep intensifying cooperation with designers and architects, participating in major investment projects. Pay attention to details – they distinguish proprietary products from fakes!

## Lakier matowy - wysoki połysk / Matt lacquer - high gloss lacquer / Mattlack - Hochglanzlack



**PL:** Dla najbardziej wymagających fronty lakierowane są najlepszą decyzją – możliwość wyboru koloru z pełnej palety RAL/NCS pozwala zaspokoić każde życzenie.

Najczęstszym wykończeniem jest mat (stopień połysku 30) lub wysoki połysk (stopień połysku 95). Aby zagwarantować najwyższą jakość na materiał bazowy (frezowana płyta MDF) nakładane jest kilka warstw lakieru. Dla uzyskania lustrzanej powierzchni przy frontach wysoko połyskowych są one dodatkowo wielokrotnie polerowane.

Ważne! - używamy tylko lakierów, które posiadają certyfikaty na kontakt z żywnością.

**DE:** Für die anspruchsvollsten Kunden sind die Lackfronten die beste Entscheidung – die Vielfalt von Farben(RAL/NCS Palette)lässt keine Wunsch offen!


Eine der häufigsten Oberflächen ist matt Beschichtung (Glanzgrad 30) oder Hochglanz (Glanz 95). Um die beste Qualität zu garantieren, werden auf den Trägermaterial (gefräste MDF-Platte) ca. 5-8 Lackschichten aufgetragen. Um eine Hochglanz-Spiegeloberfläche zu erzielen, wird dann noch in mehreren Schritten poliert.

Wichtig! – wir setzen nur Lacke, die für den Kontakt mit Lebensmittel zertifiziert sind.

**EN:** Lacquer-coated furniture fronts are the best option for the most demanding needs - the ability to choose from the full RAL/NCS chart allows us to fulfil every requirement.

The most popular finish is matt (gloss grade 30) and high gloss (gloss grade 95). In order to guarantee the highest quality, the base material (milled MDF board) is coated with several layers of lacquer. To achieve a glass-like surface of high gloss fronts, they are additionally polished multiple times.

Caution! - we only use lacquers which are attested for food contact.



### IMI - BETON / IMI - BETON / IMI - BETON

**PL:** Wygląda jak beton. W dotyku przypomina beton. Imi-Beton nie jest jednak betonem, tylko innowacyjnym materiałem kompozytowym wykonanym z mineralnej hydro-masy. Pozwala na zaprojektowanie wnętrz z betonowym wykończeniem wszędzie tam, gdzie nie można użyć naturalnego materiału budowlanego w formie zaprawy cementowej. Podstawową zaletą betonu syntetycznego jest jego wielokrotnie mniejszy ciężar, jak również to, że nie pyli oraz jest ciepły i gładki w dotyku – w przeciwieństwie do autentycznego betonu.

**DE:** Es sieht wie Beton aus. Es fühlt sich wie Beton an. Doch Imi-Beton ist kein Beton, sondern ein innovativer Verbundwerkstoff aus einer flexiblen mineralische Hydro-Masse gefertigt. Mit Imi-Beton können Sie Innenausbauten in Betonoptik gestalten, überall dort, wo der Einsatz von herkömmlichen Bau-Materialien nicht möglich wäre. Der Grundvorteil dieses Materials ist sein mehrmals kleineres Gewicht, aber auch das, dass es kein Staub verursacht und auch warm und glatt in Berührung ist – im Gegenteil zur authentischen Beton.

**EN:** It looks like concrete. It feels like concrete. However, it is not. Imi - Beton is innovative composite material made of hydro-mass. According to that, you can design your interior giving it concrete-look especially, when it is impossible to use cement. The weight is primary advantage of syntetic concrete. Moreover, in comparison to autentic concrete, Imi - Beton is smooth and warm to the touch and there is no dust. It is perfect material to create a unique atmosphere.

## Akryl / Acrylic / Acryl

**PL:** Elementy meblowe w wysokim połysku już od dłuższego czasu należą do trendu wnętrzarskiego designu. Akryl, dzięki wieloletniemu rozwojowi produktowemu, jest dziś nie tylko materiałem o najwyższej jakości powierzchni, ale też materiałem o najlepszych właściwościach użytkowych: stabilność UV, odporność chemiczna i wodna jak również wysoka odporność na zarysowania.

Materiałem bazowym jest płyta MDF oklejona obrzeżem akrylowym (SOLO) lub dwuwarstwowym (DUO – efekt szyby). Płyty są dostępne w różnych kolorach - wysoki połysk (stopień połysku 90) lub głęboki mat.

**DE:** Glänzende Möbelerflächen gehören schon längere Zeit zur Trends im Interieur Design. Acryl dank der langjährigen Entwicklungen ist nicht nur ein innovatives Material mit der höchsten Oberflächen-Qualität geworden, sondern auch ein Material mit den besten Gebrauchseigenschaften : UV-Stabilität, chemische Beständigkeit, Wasserbeständigkeit und hohe Kratzfestigkeit.

Der Träger ist eine MDF-Platte beklebt auf der Kannte entweder mit dem gleichen Acryl (SOLO) oder Zwei-Farben Kannte (DUO-Glaseffekt). Zugänglich in verschiedenen Farben als Hochglanz (Glanzgrad 90) oder Tief-Matt. +

**EN:** High gloss furniture has been on trend in terms of interior design for quite a long time now (High gloss furniture has been trend in interior design for quite a long time now). Thanks to many years of product development, acrylic is not only a type of material, which provides the highest quality of the finished surface, but also the best performance (properties): UV stability, chemical and water resistance, as well as high resistance to scratching.

The base material is an MDF board with acrylic edging (SOLO) or dual-layer edging (DUO - glass effect). It is also available in various colour options with a high gloss (gloss grade 90) or a deep matt finish.



PL: surowy  
DE: Roh  
EN: raw



PL: grubość  
DE: Stärke  
EN: thickness



PL: wzór podstawowy mieszczący się w module 600/600 mm co oznacza, że kontynuacja wzoru występuje co 600/600 mm  
DE: Grundmuster das in ein 600/600 mm Modul passt was bedeutet, dass das Muster jede 600/600 mm wiederholt wird.



PL: CDF  
DE: CDF  
EN: CDF



PL: głębokość frezowania  
DE: Frästiefe  
EN: milling depth

EN: basic pattern contained in the 600/600 mm unit which means that the continuation of the patterns takes place every 600/600 mm



PL: folia UN,DC,DM,PT  
DE: Folie UN,DC,DM,PT  
EN: foil UN,DC,DM,PT



PL: akryl  
DE: Acryl  
EN: acrylic



PL: wzór podstawowy mieszczący się w module 1200/600 mm co oznacza, że kontynuacja wzoru występuje co 1200/600 mm  
DE: Grundmuster das in ein 1200/600 mm Modul passt was bedeutet, dass das Muster jede 1200/600 mm wiederholt wird.  
EN: basic pattern contained in the 1200/600 mm unit which means that the continuation of the patterns takes place every 1200/600 mm



PL: czarny MDF + folia  
DE: MDF schwarz + Folie  
EN: black MDF + foil



PL: czarny MDF + fornir  
DE: MDF schwarz + Furnier  
EN: black mdf + veneer



PL: folia wysoki połysk  
DE: Hochglanzfolie  
EN: high gloss foil



PL: Imi-beton  
DE: Imi-beton  
EN: Imi-beton



PL: lakier matowy  
DE: Mattlack  
EN: matt lacquer



PL: dwustronny (19, 22 mm)  
DE: Doppelseitig (19, 22 mm)  
EN: double-sided (19, 22 mm)



PL: lakier wysoki połysk  
DE: Hochglanzlack  
EN: high gloss lacquer



PL: lakier magnetyczny  
DE: magnetische Lack  
EN: magnetic lacquer

## PANELE DEKORACYJNE XLA

**PL** Panele dekoracyjne z nowej linii Moduloform - Ażurowe XLA są doskonałym rozwiązaniem dla indywidualistów, którzy cenią nowoczesny design. Znajdą także uznanie wśród osób poszukujących innowacyjnych rozwiązań aranżacyjnych dla przestrzeni w wymiarze makro. System XLA pozwala na stworzenie wnętrza, które odznacza się niepowtarzalnym charakterem. Panele w postaci subtelnej ścianki dzielącej sprawdzą się w każdej przestrzeni - zarówno w salonie, kuchni jak i biurze.

Zapraszamy do zapoznania się z nową ofertą wielkoformatowych paneli ażurowych XLA, dostępnych w wymiarze 1200 x 2400 mm oraz 1200 x 1200 mm.

## DECORATIVE PANEL XLA

**EN** Panels from the new Moduloform - openwork XLA product line - are ideal for individualists who appreciate modern design. They will also find recognition among people looking for innovative solutions for certain space arrangements in macro scale. The XLA panel allows to create the interior, which has an unique character. Panels as the subtle dividing wall - fit to every space - living room as well as kitchen and office.

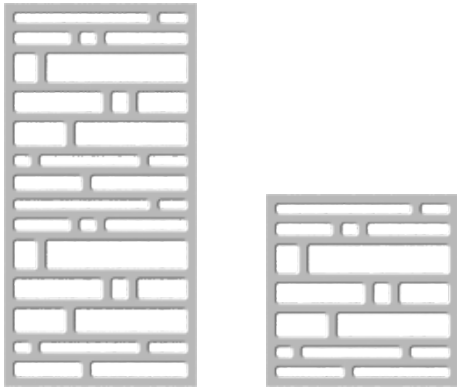
We invite you to make yourself familiar with a new range of large-format XLA openwork panels available in the dimension of 1200 x 2400 mm and 1200 x 1200 mm.

## DEKORATIVES PANEEL XLA

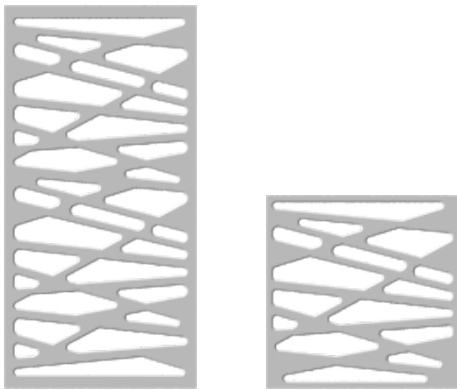
**DE** Dekorative Paneele aus dem neuen Sortiment "Moduloform - Ajourpaneele XLA" sind eine ausgezeichnete Lösung für die Individualisten die das moderne Design bevorzugen. Neue Ajourpaneele werden sich bestimmt auch großes Interesse unter dem Leuten erfreuen, die nach den innovativen Innendekorationsmöglichkeiten für große Räume suchen. Das System XLA verleiht dem Raum einen einzigartigen Charakter. Die Paneele in Form einer Zwischenwand bewähren sich in jedem Bereich - sowohl im Wohnzimmer, Küche als auch im Büro.

Bitte machen Sie sich vertraut mit unserem neuen Angebot über die grossformattigen Ajourpaneele XLA, die im Format 1200 x 2400 mm und 1200 x 1200 mm erhältlich sind.


XLA 1 R **NEW!**



XLA 2 R **NEW!**




XLA 3 R **NEW!**









XLA 4 R **NEW!**



XLA 5 R **NEW!**




XLA 6 R **NEW!**






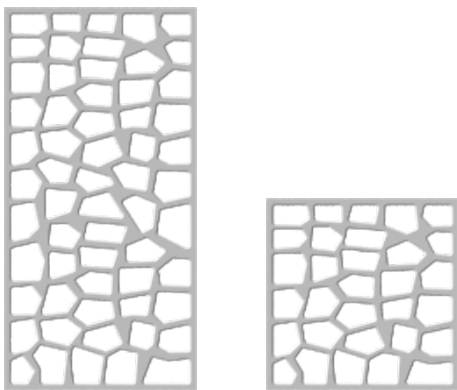
XLA 7 R **NEW!**



XLA 8 R **NEW!**




XLA 9 R **NEW!**







XLA 10 R **NEW!**




XLA 11 R **NEW!**



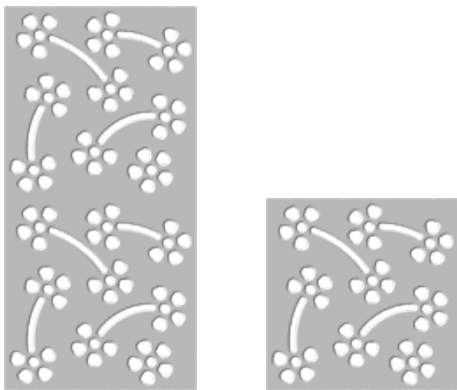
XLA 12 R **NEW!**




XLA 13 R **NEW!**



XLA 14 R **NEW!**




XLA 15 R **NEW!**

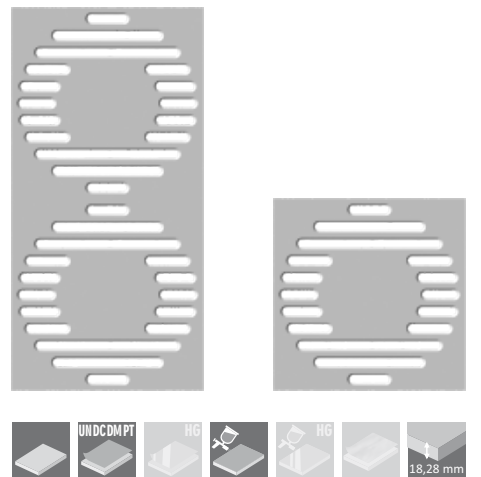





XLA 16 R **NEW!**




XLA 17 R **NEW!**



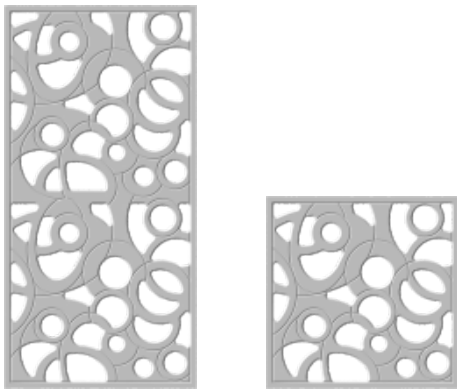
XLA 18 R **NEW!**




XLA 19 R **NEW!**



XLA 20 R **NEW!**





XLA 21 R **NEW!**



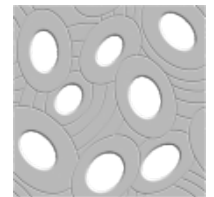



XLA 22 R


XLA 22




XLA 23 R **NEW!**




XLA 24 R **NEW!**



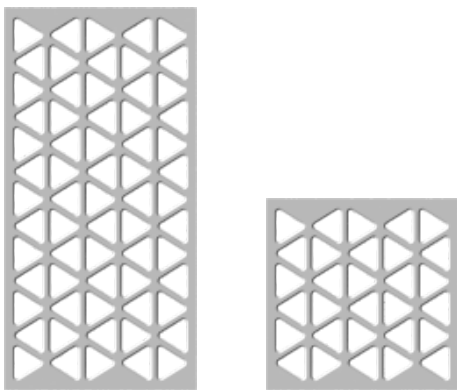
XLA 25 R **NEW!**



XLA 26 R **NEW!**




XLA 27 R **NEW!**







XLA 28 R **NEW!**



XLA 29 R **NEW!**




XLA 30 R **NEW!**







XLA 31 R

XLA 31





XLA 32 R

XLA 32



XLA 33 R

XLA 33






XLA 34 R

XLA 34




XLA 35 R

XLA 35



XLA 36 R

XLA 36




XLA 37 R

XLA 37



XLA 38 R

XLA 38





XLA 39 R

XLA 39



**proform**<sup>®</sup>

DESIGN QUALITY TECHNOLOGY



## PANELE DEKORACYJNE

**PL:** ModuloForm to szeroka gama możliwości i pełna swoboda wzorniczej kreacji pojedynczych elementów czy całych przestrzeni. Pokazujemy, że wzór nie jest cechą jednego elementu, lecz początkiem większej formy, że to wzór spaja pojedyncze elementy w niepowtarzalną całość. Nasze panele to z jednej strony niezliczona ilość gotowych pomysłów zastosowań, z drugiej strony, tworzywo dla wszystkich kreatywnych, chętnie łamiących istniejące schematy czy wręcz przekraczających granice wyobraźni. Dzięki nam pojedynczy element przestał być płaski, a przestrzeń zyskała głębię. Dostępne w wersji pełnej i ażurowej, wykończenia: folia, lakier, fornir.

## DEKORATIVES PANEEL

**DE:** Dekorplatten Moduloform sind eine breite Palette von Möglichkeiten und vollständiger Gestaltungsfreiheit zur Schaffung einzelner Elemente oder ganzer Räume. Wir zeigen, dass ein Muster nicht nur ein Merkmal eines Elements ist, sondern auch der Beginn einer größeren Form sein kann, wodurch dieses Muster einzelne Elemente in einem einzigartigen Ganzen zusammenhält. Unsere Paneele sind ideal für die Realisierung Ihrer unzähligen Ideen und bieten Ihnen alle Gestaltungsmöglichkeiten. Diese Dekorplatten wurden für alle Kreativen entwickelt, um bestehende Schemen über die Grenzen ihrer Vorstellungskraft zu brechen. Dank uns ist jedes Element nicht mehr flach und der Raum gewinnt an Tiefe. Verfügbar in der offenen und vollen Version. Zur Verfügung stehen Ausführungen: Folie, Lack, Furnier.

## DECORATIVE PANEL

**EN:** ModuloForm presents a vast range of possibilities and choices of design creations for individual elements or whole surfaces. We prove that design is not a feature of just one element but a start of a larger form, and that it is the design that joins individual elements into one, unique whole. Our panels are, on one hand, an unlimited source of ready ideas for various applications, and on the other hand, a resource for anybody interested in creativity, willing to break the mould and push the boundaries of their imagination. With us, a single element is no longer flat and surfaces acquire depth. Available in full and openwork versions, available finishing: foil, lacquer and veneer.





PD1



PD2



PD3



PD4



PD5



PD6



PD7



PD8



PD9



PD10



PD11



PD12



PD13



PD14



PD15



PD16



PD17



PD18



PD19



PD20



PD21



PD22



PD23




PD24




PD25



PD26



PD27



PD28



PD29




PD30



PD31



PD32



PD33 **NEW!**



PDA1




PDA1F



PDA2




PDA2F



PDA3



PDA3F



PDA4



PDA4F



PDA5



PDA5F



PDA6




PDA6F



PDA7



PDA7F



PDA8



PDA8F



PDA9




PDA9F




PDA10




PDA10F




PDA11




PDA11F



PDA12



PDA12F



PDA13



PDA13F



PDA14




PDA14F




PDA15




PDA15F



PDA16




PDA16F




PDA17



PDA17F



PDA18



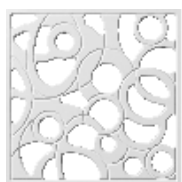
PDA18F



PDA19



PDA19F




PDA20




PDA20F




PDA21



PDA21F



PDA22



PDA22F



PDA23



PDA23F



PDA24



PDA24F




PDA25




PDA25F




PDA26



PDA26F




PDA27



PDA27F




PDA28



PDA28F



PDA29



PDA29F



PDA30



PDA30F

# PD33 **NEW!**





L1 (60 mm)

L2 (120 mm)

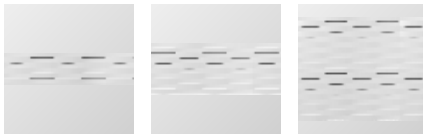
L3 (300 mm)







# PD1





L1 (180 mm)

L2 (300 mm)

L4 (600 mm)



# PD2



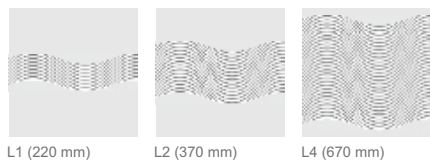
L1 (170 mm)

L2 (320 mm)


L4 (600 mm)



PD3



PD4



# PD5



L1 (210 mm)

L2 (360 mm)

L4 (600 mm)



# PD6



L1 (160 mm)

L2 (320 mm)

L4 (600 mm)



PD7



L1 (210 mm) L2 (350 mm) L4 (600 mm)



PD8




L1 (190 mm) L2 (340 mm) L4 (640 mm)




P2 (340x340 mm) P4 (640x640 mm)



# PD9



L1 (210 mm)    L2 (360 mm)    L4 (660 mm)



P2 (360x360 mm)    P4 (660x660 mm)



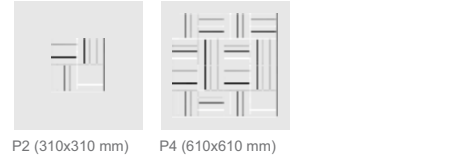


# PD10/1






L4 (600 mm)    P3 (350x950 mm)



# PD11






# PD12/1



# PD13



# PD14






PD15





L1 (226 mm) L2 (376 mm) L4 (676 mm)




P2 (376x376 mm) P4 (676x676 mm)



PD16




L1 (226 mm) L2 (376 mm) L4 (676 mm)





P2 (376x376 mm) P4 (676x676 mm)



# PD17





# PD18



PD19




PD20



# PD21




L2 (360 mm)



L4 (660 mm)



P2 (360x360 mm)



P4 (660x660 mm)



# PD22/1



L1 (160 mm)





L2 (300 mm)




P2 (300x300 mm)





# PD25



L1 (220 mm)

L2 (370 mm)

L4 (680 mm)



# PD26



L2 (280 mm)



L3 (420 mm)



P1 (180x210 mm)




PD27



PD28



# PD29



P1 (220x220 mm) P2 (310x310 mm)



# PD30

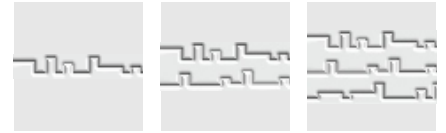


L3 (560 mm) P2 (380x410 mm)






PD31



L1 (163 mm) L2 (310 mm) L3 (457 mm)



L4 (600 mm)




PD32



L1 (150 mm) L2 (300 mm) L4 (600 mm)



# PDA1



P2/1 (300x300 mm) P2/2 (600x155 mm) P3 (600x355 mm)



P4 (600x600 mm)



# PDA1F




P2/1F (300x300 mm) P2/2F (600x155 mm) P3F (600x355 mm)



P4F (600x600 mm)



# PDA2



P2 (300x300 mm) P3 (290x600 mm) P4 (600x600 mm)




# PDA2F



P2F (300x300 mm) P3F (290x600 mm) P4F (600x600 mm)



# PDA3



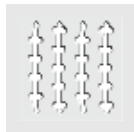
P2/1 (300x300 mm)



P2/2 (133x600 mm)




P3 (270x600 mm)



P4 (600x600 mm)



# PDA3F



P2/1F (300x300 mm)



P2/2F (133x600 mm)





P3F (270x600 mm)



P4F (600x600 mm)



## PDA4



## PDA4F



# PDA5



P2/1 (300x300 mm) P2/2 (100x600 mm) P3 (180x600 mm)




P4 (600x600 mm)



# PDA5F





P2/1F (300x300 mm) P2/2F (100x600 mm) P3F (180x600 mm)




P4F (600x600 mm)





# PDA6



# PDA6F



# PDA7



P2 (300x300 mm)



P4 (600x600 mm)



# PDA7F



P2F (300x300 mm)




P4F (600x600 mm)






# PDA8




P2/1 (300x300 mm) P2/2 (600x110 mm) P3 (600x252 mm)




P4 (600x600 mm)

# PDA8F



P2/1F (300x300 mm) P2/2F (600x110 mm) P3F (600x252 mm)

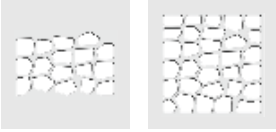


P4F (600x600 mm)

# PDA9



P2 (300x300 mm) P3/1 (425x395 mm) P3/2 (600x277 mm)



P3/3 (600x403 mm) P4 (600x600 mm)



# PDA9F



P2F (300x300 mm) P3/1F (425x395 mm) P3/2F (600x277 mm)




P3/3F (600x403 mm) P4F (600x600 mm)





PDA10



P2 (300x300 mm)



P4 (600x600 mm)

PDA10F




P2F (300x300 mm)



P4F (600x600 mm)

# PDA11



P2 (300x315 mm) P3 (300x600 mm) P4 (600x600 mm)




# PDA11F



P2F (300x315 mm) P3F (300x600 mm) P4F (600x600 mm)



# PDA12



P2/1 (260x260 mm) P2/2 (600x156 mm) P3/1 (378x378 mm)




P3/2 (600x378 mm) P4 (600x600 mm)

# PDA12F




P2/1F (260x260 mm) P2/2F (600x156 mm) P3/1F (378x378 mm)



P3/2F (600x378 mm) P4F (600x600 mm)

# PDA13



P2 (300x300 mm) P3 (300x600 mm) P4 (600x600 mm)



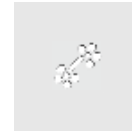


# PDA13F



P2F (300x300 mm) P3F (300x600 mm) P4F (600x600 mm)



PDA14



P2 (300x300 mm)



P4 (600x600 mm)



PDA14F




P2F (300x300 mm)



P4F (600x600 mm)



# PDA15




P2/1 (300x300 mm) P2/2 (600x185 mm) P3 (600x330 mm)



P4 (600x600 mm)



# PDA15F



P2/1F (300x300 mm) P2/2F (600x185 mm) P3F (600x330 mm)




P4F (600x600 mm)

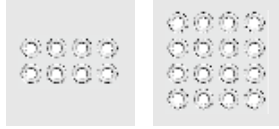




# PDA16




P1 (160x160 mm) P2/1 (310x310 mm) P2/2 (600x160 mm)



P3 (600x310 mm) P4 (600x600 mm)



# PDA16F




P1F (160x160 mm) P2/1F (310x310 mm) P2/2F (600x160 mm)



P3F (600x310 mm) P4F (600x600 mm)



# PDA17



P2 (300x300 mm) P3 (600x280 mm) P4 (600x600 mm)





# PDA17F




P2F (300x300 mm) P3F (600x280 mm) P4F (600x600 mm)



PDA18



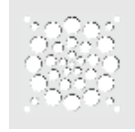
P1 (180x180 mm)



P2 (300x300 mm)




P3 (360x360 mm)



P4 (600x600 mm)



PDA18F



P1F (180x180 mm)



P2F (300x300 mm)




P3F (360x360 mm)



P4F (600x600 mm)



# PDA19



P1 (180x180 mm) P2 (300x300 mm) P3 (300x600 mm)



P4 (600x600 mm)



# PDA19F



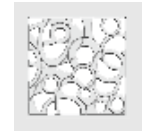

P1F (180x180 mm) P2F (300x300 mm) P3F (300x600 mm)



P4F (600x600 mm)



PDA20



P2 (300x300 mm)

P4 (600x600 mm)



PDA20F




P2F (300x300 mm)

P4F (600x600 mm)



## PDA21



P1 (215x260 mm) P2/1 (408x260 mm) P2/2 (600x148 mm)



P2/3 (215x600 mm) P3 (600x260 mm) P4 (600x600 mm)



## PDA21F




P1F (215x260 mm) P2/1F (408x260 mm) P2/2F (600x148 mm)



P2/3F (215x600 mm) P3F (600x260 mm) P4F (600x600 mm)



PDA22



P2 (600x225 mm) P3 (600x338 mm) P4 (600x600 mm)




PDA22F



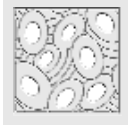
P2F (600x225 mm) P3F (600x338 mm) P4F (600x600 mm)



# PDA23



L2/1 (600x300 mm) L2/2 (600x290 mm) L4 (600x655 mm)



P4 (630x630 mm)



# PDA23F



L2/1F (600x300 mm) L2/2F (600x290 mm) L4F (600x655 mm)



P4F (630x630 mm)





PDA24



L2/1 (228 mm)      L2/2 (256 mm)      P4 (600x600 mm)




PDA24F



L2/1F (228 mm)      L2/2F (256 mm)      P4F (600x600 mm)



# PDA25



P2/1 (300x252 mm)	P2/2 (600x136 mm)	P3/1 (400x368 mm)
P3/2 (600x368 mm)	P4 (600x600 mm)	





# PDA25F



P2/1F (300x252 mm)	P2/2F (600x136 mm)	P3/1F (400x368 mm)
P3/2F (600x368 mm)	P4F (600x600 mm)	



# PDA26




L3 (402 mm)



P3/1 (388x414 mm)



P3/2 (600x276 mm)



P4 (735x710 mm)

# PDA26F




L3F (402 mm)



P3/1F (388x414 mm)




P3/2F (600x276 mm)



P4F (735x710 mm)

## PDA27



P2/1 (264x343 mm) P2/2 (152x600 mm) P2/3 (600x172 mm)



P3/1 (264x600 mm) P3/2 (600x258 mm) P3/3 (600x430 mm)



P4 (600x600 mm)




## PDA27F



P2/1F (264x343 mm) P2/2F (152x600 mm) P2/3F (600x172 mm)



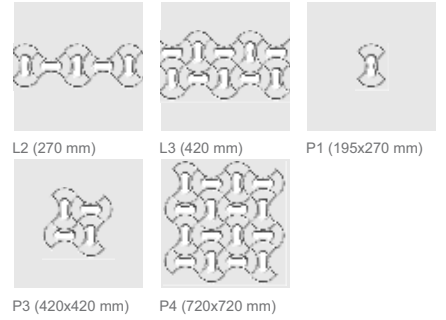
P3/1F (264x600 mm) P3/2F (600x258 mm) P3/3F (600x430 mm)



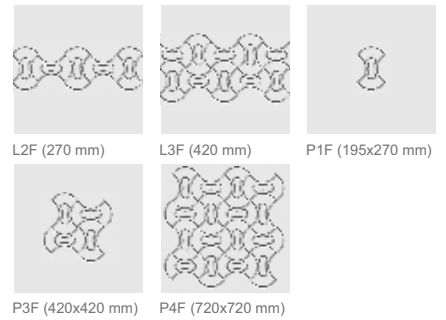
P4F (600x600 mm)





PDA28



PDA28F




# PDA29



L2 (300 mm)    P2 (300x300 mm)    P4 (600x600 mm)



# PDA29F



L2F (300 mm)    P2F (300x300 mm)    P4F (600x600 mm)



PDA30



L4 (1016 mm)



PDA30F



L4F (1016 mm)



**proform**<sup>®</sup>

DESIGN QUALITY TECHNOLOGY





## FRONTY MEBLOWE

PL: Fronty meblowe są najbardziej reprezentacyjną częścią mebla nadającą mu wyraz i charakter, co w efekcie końcowym buduje oczekiwany przez nas klimat całego pomieszczenia, dlatego jego wybór powinien być wyjątkowo dobrze przemyślany.

Podjmując ważną decyzję w kwestii estetyki - wybór wzoru i koloru - nie możemy zapomnieć o jego właściwościach użytkowych, jakości wykonania czy trwałości, gdyż decyzję naszą podejmujemy na lata. Tylko użycie najwyższej jakości markowych surowców i materiałów w połączeniu z największą starannością i gruntowną wiedzą technologiczną, gwarantują perfekcyjną jakość i najwyższą trwałość produktu. Chcemy, aby wybrane u nas fronty cieszyły Państwa jak najdłużej!

Nasza oferta frontów dostępna jest w wersji z wykończeniem w folii PCV, akrylowym, lakierowanym, fornirowanym lub fantazyjnym. Z szerokiego spektrum materiałów, wzorów czy kolorów każdy z łatwością znajdzie coś dla siebie. Poszukującym czegoś wyjątkowego dajemy możliwość kreacji swoich niepowtarzalnych, unikatowych frontów. Nasz front to Państwa bezkompromisowy wybór!

## MÖBELFRONTEN

**DE:** Möbelfronten sind der repräsentativste Teil Ihres Möbels und sorgen für eine angenehme Atmosphäre und individuellen Charakter, nicht nur für das einzelne Möbelstück, sondern für die ganzen Räume. Deshalb sollte die Auswahl sehr gut durchgedacht sein.

Bei der wichtigen Entscheidung in Sache Ästhetik (Muster und Farbe) darf man nicht vergessen, dass dies eine Wahl für mehrere Jahre ist – deshalb sind auch die nützlichen Eigenschaften, wie Qualität und Beständigkeit von großer Bedeutung. Nur der Einsatz von namhaften und hochwertigen Rohstoffen und Materialien in Verbindung mit Sorgfalt und gründlichem technologischem Wissen garantieren eine perfekte Qualität und höchste Beständigkeit des Produktes. Wir wollen, dass Sie lange Freude an Ihrem Produkt haben!

Unser Möbelfronten-Angebot steht in vielen Finish-Varianten zur Verfügung: PVC Folie, Acryl, lackiert, furniert und Phantasie. Aus unserem breiten Spektrum von Mustern, Materialien oder Farben kann jeder leicht etwas für sich finden. Den Anspruchsvollsten unter Ihnen, die etwas Besonderes suchen, geben wir die Möglichkeit zum Kreieren von eigenen und einzigartigen Fronten.

Unsere Fronten sind Ihre kompromisslose Entscheidung!

## FURNITURE FRONTS


**EN:** Furniture fronts are the most representative part of a furniture, giving it character and therefore creating the desired atmosphere of the entire room. Because of the above, selecting the right furniture front should be particularly well-considered.

While making an important decision in regard to the aesthetics, choosing the designs and colours, we should not forget about usability, quality and durability of the product, as it will serve us for years. Only using recognised materials of the best quality, combined with the uttermost diligence and an in-depth technological knowledge guarantees the highest quality and durability of the final product. Our aim is for you to be able to enjoy our furniture fronts for as long as possible! Our front assortment is available with a PCV foil, acrylic, lacquer, veneer or imaginative finish. With our wide range of materials, designs and colours you are sure to find something you will love. For anybody looking for unique creations, we offer a possibility of creating individual, one-of-a-kind fronts.


Our fronts are your uncompromising choice!




U01



U02




U03




U04



U05




U06




U07



U08




U09




U10



U11



U12 **NEW!**




U13 **NEW!**



U14 **NEW!**



U15 **NEW!**



Typ-02\*



Typ-03




Typ-06\*



Typ-07\*



Typ-08\*



Typ-09\*



Typ-10\*




Typ-11\*




Typ-12\*



Typ-A\*



Typ-B\*



Typ-C\*



Typ-D\*



Typ-E\*



Typ-F\*



Typ-G\*



Typ-H\*



Typ-I\*




Typ-J\*



Typ-K\*




Typ-L\*




Typ-M\*




Typ-O\*




Typ-P\*



Typ-U\*



Typ-Y



UAL-1



UAL-2




UAL-3\*



UAL-4\*



UAL-5



UAL-6



UAL-7



UAL-8



W001



W002



W003



W004



W005



W006




W007



W008



W009



W010




W011



W012



W013



W014



W015



W016



W017



W018



W019



W020



W021




W022



W023



W024



W025



W026



W027



W028




W029



W030



W031



W032



W033



W034



W035



W036



W037



W038



W039



W040



W041\*



W042\*



W043\*



W044\*



W045\*



W046\*



W047\*



W048\*



W049\*



W050



W051\*



W052




W053




W054



W055




W056




W057




W058




W059




W060/001/K2  
**NEW!**




W060/002/K2  
**NEW!**




W060/008/K2  
**NEW!**




W060/016/K2  
**NEW!**




W060/001/K3  
**NEW!**



W060/002/K3  
**NEW!**




W060/008/K3  
**NEW!**




W060/016/K3  
**NEW!**

\* wzory prezentowane tylko na stronie internetowej  
\* patterns presented only on the website  
\* Muster nur auf der Website präsentiert

U12 **NEW!**




U13 **NEW!**






**NEW!** U14



**NEW!** U15



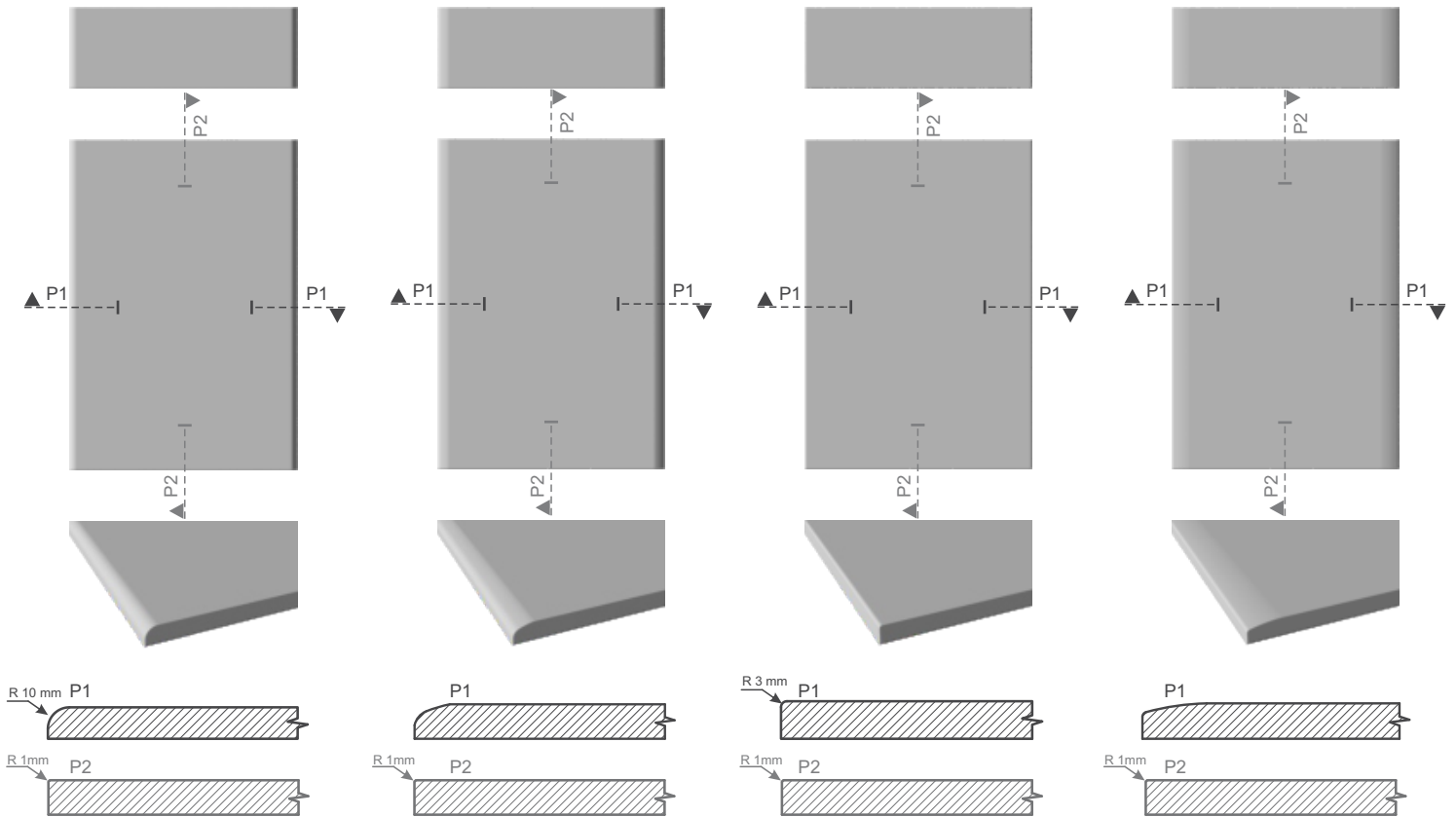
W060 **NEW!**

W060/001/K2

W060/002/K2

W060/008/K2

W060/016/K2

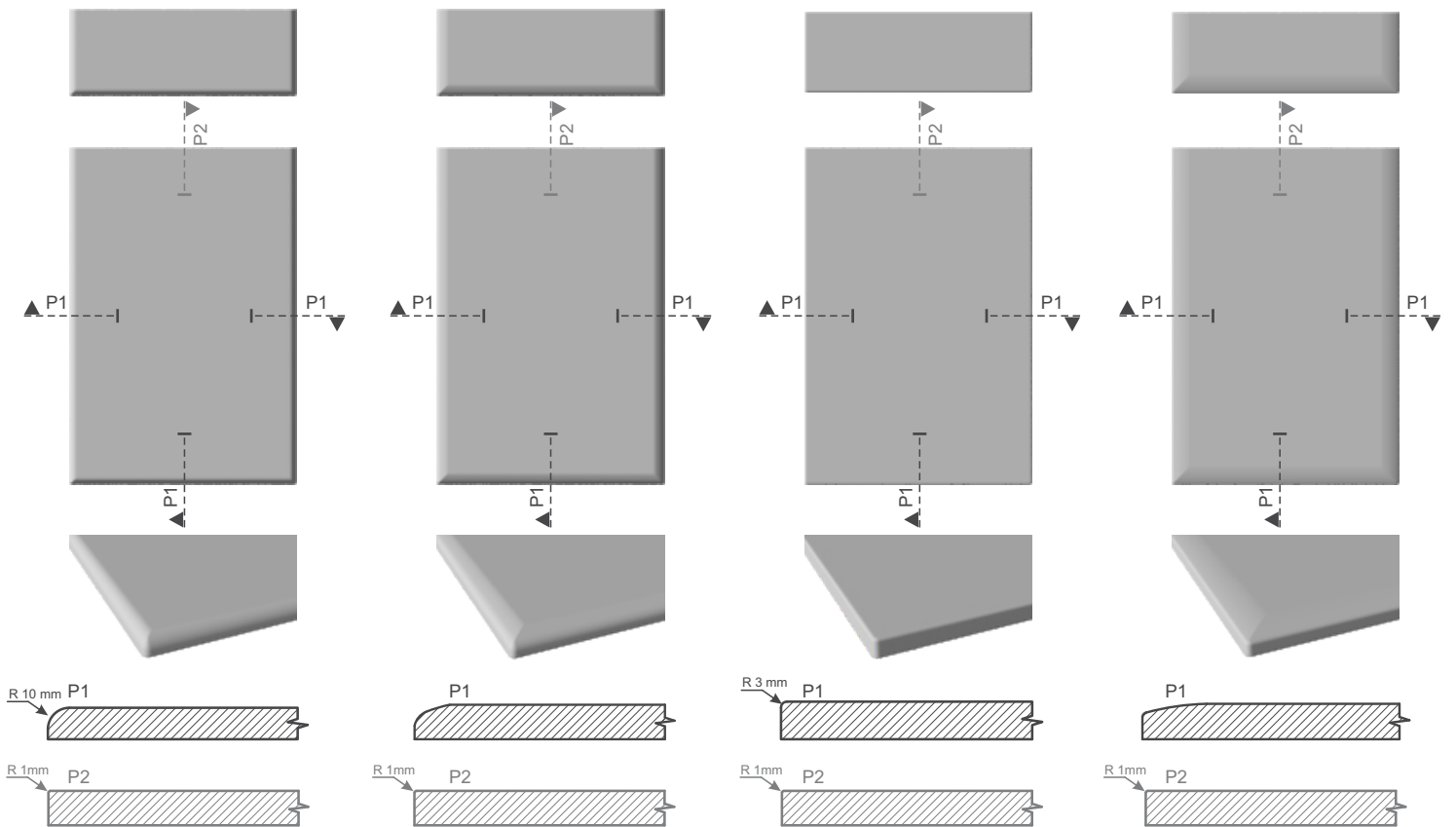


W060/001/K3

W060/002/K3

W060/008/K3


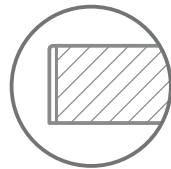

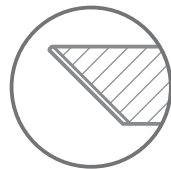




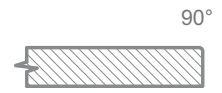
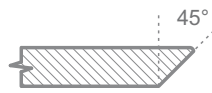
W060/016/K3







Akryl/Akryl/Acrylic

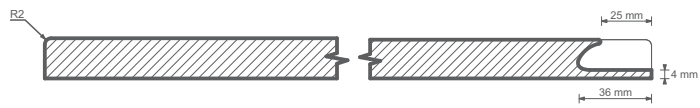





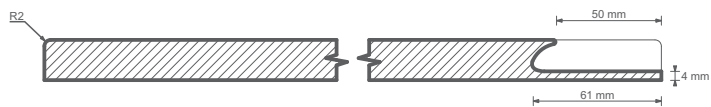

Imi-Beton



# U01

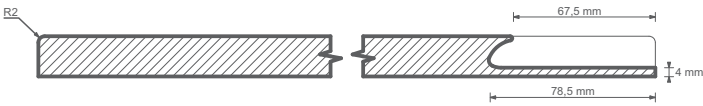



# U02

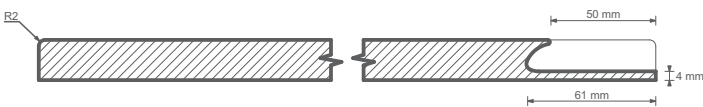





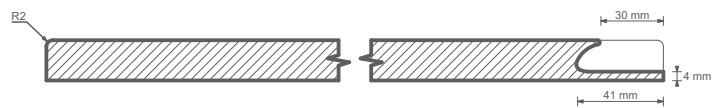

U03



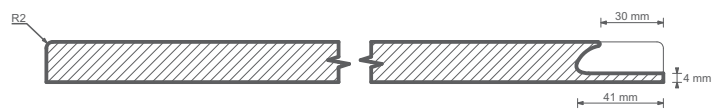

U04



# U05

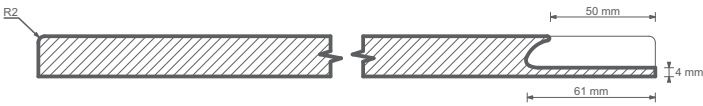



# U06

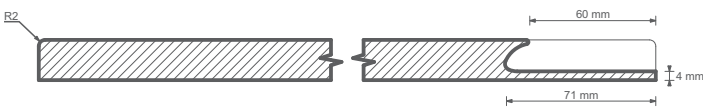





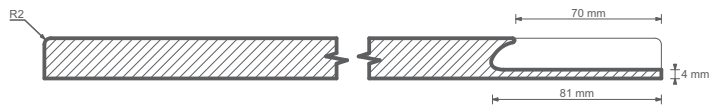

U07



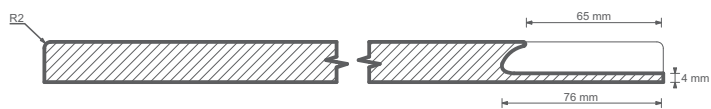

U08



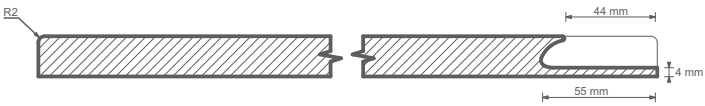
# U09





# U10









U11



W001



W002




W003







W004





W005



W006



W007






W008



R 3 mm






W009




3 mm



W010




W011










W012




W013



W014




W015









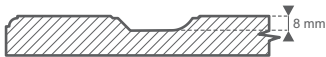


W016



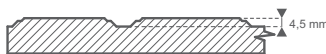


W017



W018




W019







W020




W021



W022

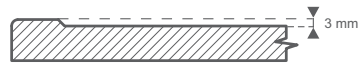


W023







W024





W025



W026



W027

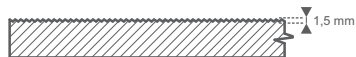







W028




W029



W030



W031



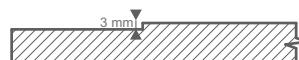








W032




W033



W034


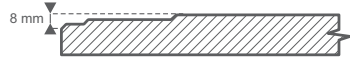


W035







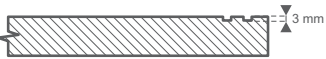


W036




W037



W038


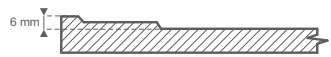



W039






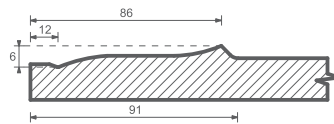

W040




W050



W052




W053










W054





W055



W056





W057










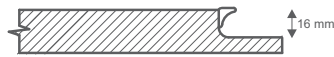

W058




W059



UAL-1

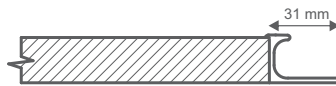


UAL-2





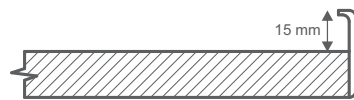


UAL-5




UAL-6



UAL-7

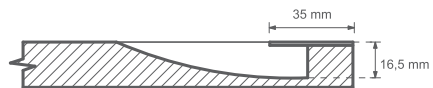



UAL-8





Typ-03



Typ-Y






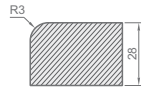
**proform**<sup>®</sup>

DESIGN QUALITY TECHNOLOGY

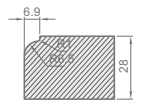
PARAPETY MDF / WINDOW SILLS MDF / FENSTERBÄNKE MDF



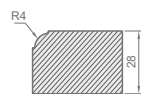
PAR 1



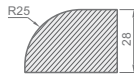
PAR 2



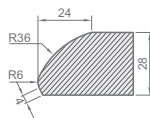
PAR 3



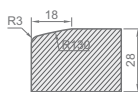
# PAR 4



# PAR 5



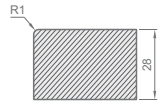
# PAR 6



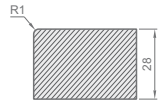





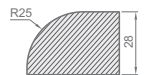

PAR 7



PAR 8



PAR 9





**proform**<sup>®</sup>

DESIGN QUALITY TECHNOLOGY

DODATKI / ZUBEHÖR / ACCESSORIES

LISTWY WYKOŃCZENIOWE / DEKORLEISTEN / DECORATIVE LATH

WERSJA PRODUKTU  
PRODUKTVERSION  
VERSION OF PRODUCT

LISTWA  
LEISTE  
LATH

TYP PRODUKTU PRODUKT TYP TYPE OF PRUDUCT	PRZEKRÓJ SCHNITT CROSS-SECTION	OPIS PRZEZNACZENIE BESCHREIBUNG BESTIMMUNG DESCRIPTION	DŁUGOŚĆ LÄNGE LENGHT	SZEROKOŚĆ BREITE WIDTH	WYSOKOŚĆ HÖHE HEIGHT	
<b>LU1</b>		UNIWERSALNA UNIVERSAL UNIVERSAL	2440	65	19	
<b>LU2</b>		UNIWERSALNA UNIVERSAL UNIVERSAL	2440	65	19	
<b>LU3</b>		NADSZAFKOWA ÜBER SCHRANK UNDER-CUPBOARD	2440	70	19	
<b>LU4</b>		UNIWERSALNA UNIVERSAL UNIVERSAL	2440	65	19	
<b>LU5</b>		NADSZAFKOWA ÜBER SCHRANK UNDER-CUPBOARD	2440	80	18/65	
<b>LU6</b>		NADSZAFKOWA ÜBER SCHRANK UNDER-CUPBOARD	2440	55	12/29	
<b>LU7</b>		NADSZAFKOWA ÜBER SCHRANK UNDER-CUPBOARD	2440	92	25/60	
<b>LU8</b>		NADSZAFKOWA ÜBER SCHRANK UNDER-CUPBOARD	2440	68	22/45	
<b>LU9</b>		NADSZAFKOWA ÜBER SCHRANK UNDER-CUPBOARD	2440	78	16/39	

LU1 - LU9



# PILASTRY / PILASTER / PILASTERS

TYP PRODUKTU PRODUKT TYP TYPE OF PRUDUCT	SZEROKOŚĆ BREITE WIDTH
<b>PRO1</b>	50 mm
<b>PRO2</b>	50 mm
<b>PRO3</b>	50 mm
<b>PRO4</b>	50 mm
<b>PRO5</b>	50 mm
<b>PRO6</b>	50 mm




PRO1 - PRO6



# LISTWY OZDOBNE / DEKORATIVE LEISTE / DECORATIVE LATH

WERSJA PRODUKTU  
PRODUKTVERSION  
VERSION OF PRODUCT

TYP PRODUKTU PRODUKT TYP TYPE OF PRUDUCT	GRUBOŚĆ DICKE THICKNESS	WYSOKOŚĆ HÖHE HEIGHT	SZEROKOŚĆ BREITE WIDTH
<b>SZ</b>	16 mm 18 mm 19 mm 21 mm	min. 120 mm	min. 120 mm
<b>LB</b>	16 mm 18 mm 19 mm 21 mm	min. 75 mm	min. 120 mm
<b>KB</b>	16 mm 18 mm 19 mm 21 mm	125 mm	
<b>KC</b>	16 mm 18 mm 19 mm 21 mm	154,5 mm	
<b>KA</b>	16 mm 18 mm 19 mm 21 mm	125 mm	



modulo *kids*

KOLEKCJA DLA NAJMŁODSZYCH  
COLLECTION FOR KIDS  
KOLLEKTION FÜR KINDER



## KOLEKCJA DLA NAJMŁODSZYCH

**modulo**kids

**PL:** ModuloKIDS to najnowsza kolekcja elementów dekoracyjnych do mebli dla dzieci. Oferta obejmuje panele dekoracyjne i panele ażurowe na wymiar oraz elementy gotowe takie jak: wezłowania, maskownice, tablice, dodatki. Elementy mogą być wykończone folią lub lakierem, niektóre z nich także lakierem magnetycznym.

## COLLECTION FOR KIDS

**EN:** ModuloKIDS is the latest collection of decorative items to furniture for children. The offer includes panels and openwork panels to size and finished parts such as the head, grilles, panels and accessories. The elements can be finished in a foil or lacquer-coating, some with lacquer magnetic.

## KOLLEKTION FÜR KINDER

**DE:** ModuloKIDS ist die neueste Kollektion von Dekorationsartikeln bis hin zu Möbeln für Kinder. Das Angebot umfasst durchbrochene Platten und Platten zu Größe und Fertigteile trocken wie den Kopf, Gitter, Platten und Zubehör. Die Elemente können in einer Folie oder Lack-Beschichtung, teilweise mit Magnet lackiert werden.

# PANELE moduloKIDS

moduloKIDS panels / moduloKIDS Panneele



PKA 1 F BALLOONS



PKA 2 F CLOUDS



PKA 3 F CARS



PKA 4 F ZOO



PKA 5 F COSMO



PKA 1 BALLOONS




PKA 2 CLOUDS




PKA 3 CARS



PKA 4 ZOO




PKA 5 COSMO





# TABLICE MAGNETYCZNE

Magnetic blackboards / Magnetische Tafeln



## RAMA/FRAME/RAHMEN



## TABLICA/BLACKBOARD/TAFELN




### BALLOONS PKA1F




wymiary/dimensions/Abmessungen  
1000,1200,1400/700

### CLOUDS PKA2F



wymiary/dimensions/Abmessungen  
1000,1200,1400/700

### CARS PKA3F



wymiary/dimensions/Abmessungen  
1000,1200,1400/700





1000 mm



1200 mm



1400 mm



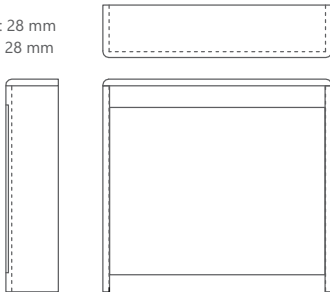
# MASKOWNICE GRZEJNIKOWE

## Radiator covers/Heizkörperverkleidungen




### obudowa 3 / housing 3 / Gehäuse 3

boki/sides/Seiten: 28 mm  
parapet/sill/Bank: 28 mm




TYP / TYPE:	900	1000	1100	1200	1300	1400
szer./width/Breite:	956	1056	1156	1256	1356	1456
wys./height/Höhe:	888	888	888	888	888	888
gl./depth/Tiefe:	220	220	220	220	220	220




PKA 1  
BALLOONS

typ/type/Typ:  
900,1000,1100,1200,1300,1400



PKA 2  
CLOUDS

typ/type/Typ:  
900,1000,1100,1200,1300,1400




PKA 3  
CARS

typ/type/Typ:  
900,1000,1100,1200,1300,1400

# WEZGŁOWIA I ELEMENTY DEKORACYJNE

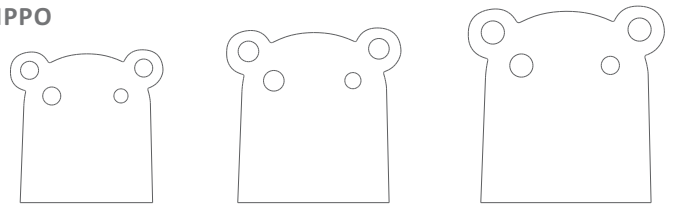
Headboards and decorative elements/Bettkopfteile und dekorative Elemente

## KITTY



szer./width/Breite 700 mm wys./height/Höhe 730 mm  
 szer./width/Breite 800 mm wys./height/Höhe 833 mm  
 szer./width/Breite 900 mm wys./height/Höhe 937 mm


## HIPPO



szer./width/Breite 700 (806) mm wys./height/Höhe 808 mm  
 szer./width/Breite 800 (921) mm wys./height/Höhe 923 mm  
 szer./width/Breite 900 (1036) mm wys./height/Höhe 1039 mm



## CLOUD 120



wymiary: 1203x825 mm  
 dimensions/Abmessungen:

## CLOUD 80



wymiary: 802x550 mm  
 dimensions/Abmessungen:





**proform**<sup>®</sup>

DESIGN QUALITY TECHNOLOGY

PRODUKTY GOTOWE

FERTIGPRODUKTE

READY-MADE PRODUCTS



**NEW!**  
HEXA  
(350x400 mm)



HG 9700  
OPI  
(300x290 mm)



HG 4200  
INFINI  
(370x370 mm)




## MODULOSTYLING

**PL:** Modulostyling to małe akcenty wzornicze łamiące monotonię istniejących powierzchni ściennych czy też meblowych. Kolor i kształt nadają opatrzonym przedmiotom nowej formy, pozwalają ukryć wady czy usterki, też podkreślić i wyeksponować nieefektywne dotychczas przestrzenie. Łatwa, błyskawiczna aplikacja na wszystkie rodzaje podłoża. W standardzie dostępne kilka wzorów i kolorów, zarówno w wykończeniu matowym jak i high gloss.

**DE:** Modulostyling sind kleine Musterakzente, die die Monotonie der bestehenden Wandflächen oder Möbel durchbrechen. Die Farbe und die Form geben den alten Objekten neue Formen, erlauben Fehler oder Mängel zu verbergen und können aus bisher eher „unschönen“ Räumlichkeiten ihr Bestes herausholen. Einfache und schnelle Anwendung auf verschiedenen Trägern. Standardmäßig sind mehrere Designs und Farben verfügbar, sowohl matt als auch hochglänzend.

**EN:** Modulostyling are small design highlights which break up the monotony of the existing wall or furniture surfaces. Their colour and shape give the surfaces a new form, allow to conceal any defects or faults and to accentuate and expose previously unattractive surfaces. Easy and extremely fast application on all types of bases. We offer several standard designs and colours, with a matt and high gloss finish.



## MODULOWALL



**PL:** Modulowall to chyba najprostszy i najszybszy sposób na znaczące poprawienie wyglądu danego pomieszczenia w najwyższej jakości finalnej bez zbędnego brudu i niesłownych fachowców. Doskonale prezentuje się zarówno jako akcent na mniejszych powierzchniach jak też jako struktura całej, dużej powierzchni czy wręcz całego pomieszczenia. Poza funkcją estetyczną służy również jako zabezpieczenie ścian przed uszkodzeniem czy szybkim zabrudzeniem w miejscach szczególnie na to narażonych. Modulowall dostępny jest w dwóch formatach, których łączenie zapewnia ciągłość wzoru we wszystkich kierunkach. Produkt dostępny w kilku frezowaniach i kolorach, w wykończeniu matowym i high gloss.

**DE:** Modulowall ist der einfachste und schnellste Weg, um das Aussehen eines Raumes mit der höchsten Finish-Qualität deutlich zu verbessern – und dies ohne unnötige Verschmutzung und ohne „unzuverlässige“ Fachleute. Es präsentiert sich fantastisch als Akzent auf kleineren Flächen, sowie als Struktur einer größeren Fläche oder sogar im ganzen Raum. Neben der ästhetischen Funktion dient es auch als Schutz vor Beschädigungen an den Wänden oder für Räumlichkeiten, die besonders Schmutz ausgesetzt sind. Modulowall ist in zwei Formaten erhältlich, die kombinierbar sind und die Kontinuität der Muster in alle Richtungen gewährleistet. Das Produkt ist in mehreren Fräsmustern und Farben, matt und hoch glänzend erhältlich.

**EN:** Modulowall is probably the simplest and quickest way to significantly improve the appearance of individual rooms, with the highest final quality, and without unnecessary mess and unreliable workmen. It looks great both as a highlight on smaller surfaces, as well as a structure of the entire, large surface or even the whole room. Apart from its aesthetic function, it also serves as protection for walls from damage and quickly gathering dirt in particularly prone areas. Modulowall is available in two formats which can be combined to achieve a consistent design in all directions. The product is available in a number of cut and colour options, with a matt or high gloss finish.





## MASKOWNICE GRZEJNIKOWE

**PL:** Nasze maskownice grzejnikowe sprawiają, że mało ciekawy czy wręcz brzydki grzejnik staje się estetycznym elementem stanowiącym integralną część całego pomieszczenia. W błyskawiczny i prosty sposób stary grzejnik schowany za naszą maskownicą staje się nowym, wzorniczym akcentem w Twoim pomieszczeniu. Element dostępny jest w dwóch grupach wzorniczych: ażurowej oraz ramowej, w różnych rozmiarach i kolorach, z wykończeniem matowym oraz high gloss. Nowością w ofercie są obudowy stojące do maskownic grzejnikowych.

## HEIZKÖRPERVERKLEIDUNGEN

**DE:** Unsere Heizkörperverkleidungen machen aus uninteressanten oder sogar hässlichen Heizkörpern wieder ein ästhetisches Element, das ein integraler Bestandteil des gesamten Raumes bildet. Die schnelle und einfache Möglichkeit alte Heizkörper zu erfrischen - es reicht aus, diese hinter unseren Heizkörperverkleidungen zu verstecken. Das Standardelement ist in sechs Modellen erhältlich sowie in verschiedenen Größen und Farben, matt und hochglänzend. Wir bieten auch Fensterbänke und Montagesystem für unsere Abdeckungen.

## RADIATOR COVERS

**EN:** Our radiator covers can transform an unattractive or even ugly radiator into an aesthetic element, constituting an integral part of the entire room. In a prompt and easy way, an old radiator hidden behind our cover becomes a new design highlight of your room. The element is available in six standard designs, in various sizes and colours, with a matt or high gloss finish. We also offer window sills and an installation system for our covers.



## GALAXY (PDA 23)



HG-0335

REKOMENDOWANY WYMIAR GRZEJNIKA:  
RECOMMENDED RADIATOR SIZE:  
EMPFOHLENE HEIZKÖRPERGRÖßE:

**GALAXY 90**  
GRZEJNIK/RADIATOR/HEIZKÖRPER: **H60 W70**

**GALAXY 100**  
GRZEJNIK/RADIATOR/HEIZKÖRPER: **H60 W80**

**GALAXY 110**  
GRZEJNIK/RADIATOR/HEIZKÖRPER: **H60 W90**

**GALAXY 120**  
GRZEJNIK/RADIATOR/HEIZKÖRPER: **H60 W100**

**GALAXY 130**  
GRZEJNIK/RADIATOR/HEIZKÖRPER: **H60 W110**

**GALAXY 140**  
GRZEJNIK/RADIATOR/HEIZKÖRPER: **H60 W120**



**GALAXY 140**  
PDA 23  
HG-0340

**GALAXY 90**



90 cm

**GALAXY 100**



100 cm

**GALAXY 110**



110 cm

**GALAXY 120**



120 cm

**GALAXY 130**



130 cm

**GALAXY 140**



140 cm



## MOON (PDA 26)



HG-4200

REKOMENDOWANY WYMIAR GRZEJNIKA:  
RECOMMENDED RADIATOR SIZE:  
EMPFOHLENE HEIZKÖRPERGRÖßE:

**MOON 90**  
GRZEJNIK/RADIATOR/HEIZKÖRPER: **H60 W70**

**MOON 100**  
GRZEJNIK/RADIATOR/HEIZKÖRPER: **H60 W80**

**MOON 110**  
GRZEJNIK/RADIATOR/HEIZKÖRPER: **H60 W90**

**MOON 120**  
GRZEJNIK/RADIATOR/HEIZKÖRPER: **H60 W100**


**MOON 130**  
GRZEJNIK/RADIATOR/HEIZKÖRPER: **H60 W110**

**MOON 140**  
GRZEJNIK/RADIATOR/HEIZKÖRPER: **H60 W120**




**MOON 140**  
PDA 26  
UN-5003

**MOON 90**




90 cm

**MOON 100**




100 cm

**MOON 110**




110 cm

**MOON 120**




120 cm

**MOON 130**



130 cm

**MOON 140**



140 cm



## SATURN (PDA 24)



UN-0111

REKOMENDOWANY WYMIAR GRZEJNIKA:  
RECOMMENDED RADIATOR SIZE:  
EMPFOHLENE HEIZKÖRPERGRÖßE:

**SATURN 90**  
GRZEJNIK/RADIATOR/HEIZKÖRPER: **H60 W70**

**SATURN 100**  
GRZEJNIK/RADIATOR/HEIZKÖRPER: **H60 W80**

**SATURN 110**  
GRZEJNIK/RADIATOR/HEIZKÖRPER: **H60 W90**

**SATURN 120**  
GRZEJNIK/RADIATOR/HEIZKÖRPER: **H60 W100**

**SATURN 130**  
GRZEJNIK/RADIATOR/HEIZKÖRPER: **H60 W110**

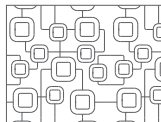
**SATURN 140**  
GRZEJNIK/RADIATOR/HEIZKÖRPER: **H60 W120**



**SATURN 140**  
PDA 24  
HG-0340

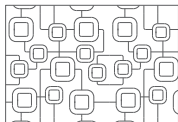


SATURN 90



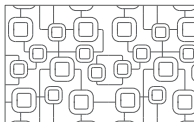
90 cm

SATURN 100



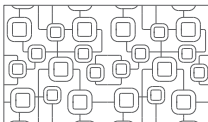
100 cm

SATURN 110



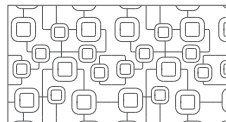
110 cm

SATURN 120



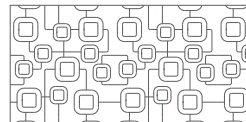
120 cm

SATURN 130



130 cm

SATURN 140



140 cm

## GEO (PDA 2)



HG-9700

REKOMENDOWANY WYMIAR GRZEJNIKA:  
RECOMMENDED RADIATOR SIZE:  
EMPFOHLENE HEIZKÖRPERGRÖßE:

**GEO 90**  
GRZEJNIK/RADIATOR/HEIZKÖRPER: **H60 W70**

**GEO 100**  
GRZEJNIK/RADIATOR/HEIZKÖRPER: **H60 W80**

**GEO 110**  
GRZEJNIK/RADIATOR/HEIZKÖRPER: **H60 W90**

**GEO 120**  
GRZEJNIK/RADIATOR/HEIZKÖRPER: **H60 W100**

**GEO 130**  
GRZEJNIK/RADIATOR/HEIZKÖRPER: **H60 W110**

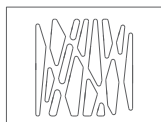
**GEO 140**  
GRZEJNIK/RADIATOR/HEIZKÖRPER: **H60 W120**



**GEO 130**  
PDA 2  
UN-5003

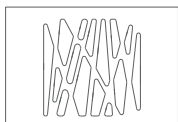


GEO 90



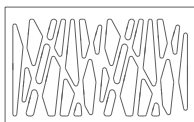
90 cm

GEO 100



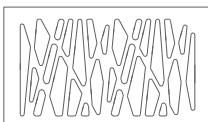
100 cm

GEO 110



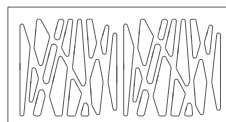
110 cm

GEO 120



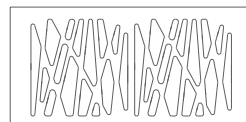
120 cm

GEO 130



130 cm

GEO 140



140 cm



## RINGS (PDA 16)



HG-4200

REKOMENDOWANY WYMIAR GRZEJNIKA:  
RECOMMENDED RADIATOR SIZE:  
EMPFOHLENE HEIZKÖRPERGRÖßE:

**RINGS 90**  
GRZEJNIK/RADIATOR/HEIZKÖRPER: **H60 W70**

**RINGS 100**  
GRZEJNIK/RADIATOR/HEIZKÖRPER: **H60 W80**

**RINGS 110**  
GRZEJNIK/RADIATOR/HEIZKÖRPER: **H60 W90**

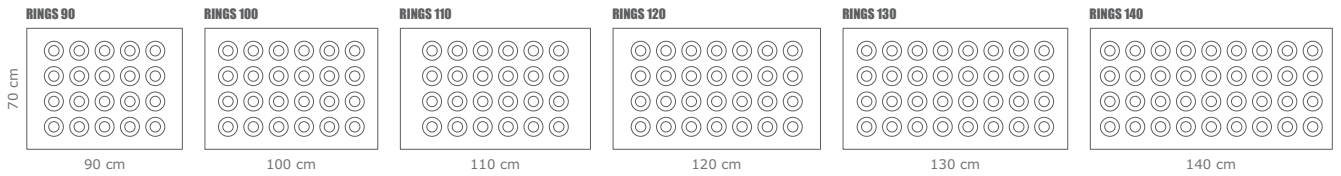
**RINGS 120**  
GRZEJNIK/RADIATOR/HEIZKÖRPER: **H60 W100**

**RINGS 130**  
GRZEJNIK/RADIATOR/HEIZKÖRPER: **H60 W110**

**RINGS 140**  
GRZEJNIK/RADIATOR/HEIZKÖRPER: **H60 W120**



**RINGS 130**  
PDA 16  
HG-0115



## STICKS (PDA 7)



HG-0340

REKOMENDOWANY WYMIAR GRZEJNIKA:  
RECOMMENDED RADIATOR SIZE:  
EMPFOHLENE HEIZKÖRPERGRÖßE:

**STICKS 90**  
GRZEJNIK/RADIATOR/HEIZKÖRPER: **H60 W70**

**STICKS 100**  
GRZEJNIK/RADIATOR/HEIZKÖRPER: **H60 W80**

**STICKS 110**  
GRZEJNIK/RADIATOR/HEIZKÖRPER: **H60 W90**

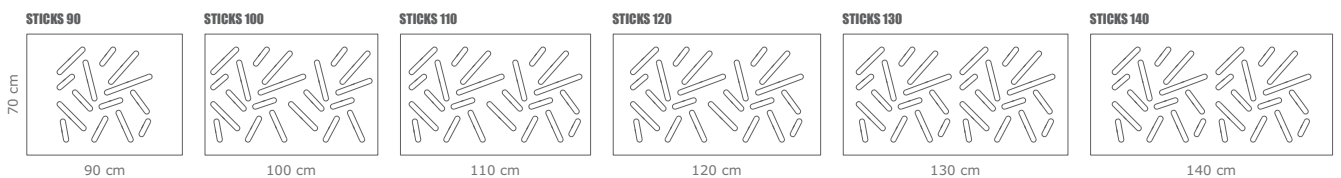
**STICKS 120**  
GRZEJNIK/RADIATOR/HEIZKÖRPER: **H60 W100**

**STICKS 130**  
GRZEJNIK/RADIATOR/HEIZKÖRPER: **H60 W110**

**STICKS 140**  
GRZEJNIK/RADIATOR/HEIZKÖRPER: **H60 W120**



**STICKS 130**  
PDA 7  
HG-0335

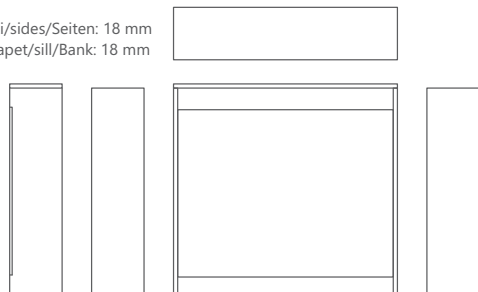




OBUDOWY MASKOWNIC AZUROWYCH / RADIATOR CABINETS HOUSINGS / HEIZKÖRPERVERKLEIDUNGEN GEHÄUSE

**obudowa 1 / housing 1 / Gehäuse 1**

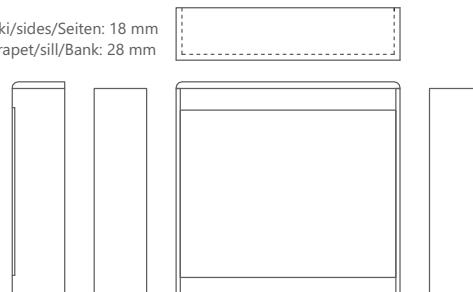
boki/sides/Seiten: 18 mm  
parapet/sill/Bank: 18 mm



TYP / TYPE:	900	1000	1100	1200	1300	1400
szer. / width / Breite:	936	1036	1136	1236	1336	1436
wys. / height / Höhe:	878	878	878	878	878	878
gl. / depth / Tiefe:	220	220	220	220	220	220

**obudowa 2 / housing 2 / Gehäuse 2**

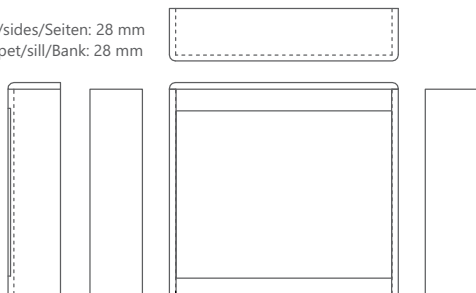
boki/sides/Seiten: 18 mm  
parapet/sill/Bank: 28 mm



TYP / TYPE:	900	1000	1100	1200	1300	1400
szer. / width / Breite:	936	1036	1136	1236	1336	1436
wys. / height / Höhe:	888	888	888	888	888	888
gl. / depth / Tiefe:	220	220	220	220	220	220

**obudowa 3 / housing 3 / Gehäuse 3**

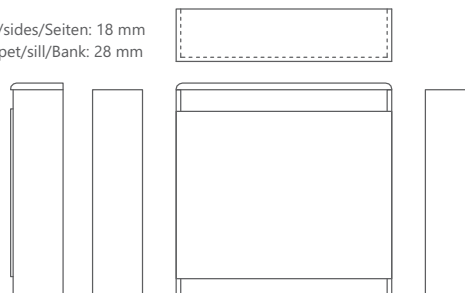
boki/sides/Seiten: 28 mm  
parapet/sill/Bank: 28 mm



TYP / TYPE:	900	1000	1100	1200	1300	1400
szer. / width / Breite:	956	1056	1156	1256	1356	1456
wys. / height / Höhe:	888	888	888	888	888	888
gl. / depth / Tiefe:	220	220	220	220	220	220

**obudowa 4 / housing 4 / Gehäuse 4**

boki/sides/Seiten: 18 mm  
parapet/sill/Bank: 28 mm




TYP / TYPE:	900	1000	1100	1200	1300	1400
szer. / width / Breite:	900	1000	1100	1200	1300	1400
wys. / height / Höhe:	888	888	888	888	888	888
gl. / depth / Tiefe:	220	220	220	220	220	220



MASKOWNICE RAMOWE / FRAME RADIATOR COVERS / RAHMENHEIZKÖRPERVERKLEIDUNGEN

CL 04



CL 03

## CLASSIC II NEW!



CL 02

REKOMENDOWANY WYMIAR GRZEJNIKA:  
RECOMMENDED RADIATOR SIZE:  
EMPFOHLENE HEIZKÖRPERGRÖßE:

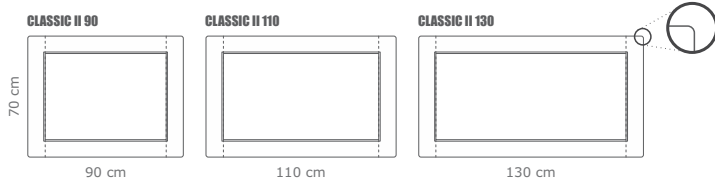
**CLASSIC II 90**  
GRZEJNIK/RADIATOR/HEIZKÖRPER: H60 W70

**CLASSIC II 110**  
GRZEJNIK/RADIATOR/HEIZKÖRPER: H60 W90


**CLASSIC II 130**  
GRZEJNIK/RADIATOR/HEIZKÖRPER: H60 W110



CL 05



### CLASSIC II / WYPEŁNIENIA / GRILLES TYPES / GITTERTYPEN



# MODERN LINE



RAL 9010

REKOMENDOWANY WYMIAR GRZEJNIKA:  
RECOMMENDED RADIATOR SIZE:  
EMPFOHLENE HEIZKÖRPERGRÖßE:

**MODERN LINE 90**

GRZEJNIK/RADIATOR/HEIZKÖRPER: H60 W70

**MODERN LINE 100**

GRZEJNIK/RADIATOR/HEIZKÖRPER: H60 W80

**MODERN LINE 110**

GRZEJNIK/RADIATOR/HEIZKÖRPER: H60 W90

**MODERN LINE 120**

GRZEJNIK/RADIATOR/HEIZKÖRPER: H60 W100

**MODERN LINE 130**

GRZEJNIK/RADIATOR/HEIZKÖRPER: H60 W110

**MODERN LINE 140**

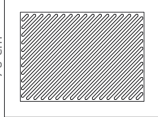
GRZEJNIK/RADIATOR/HEIZKÖRPER: H60 W120



**MODERN LINE 140**  
RAL 9010

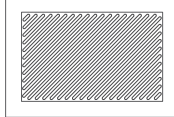


**MODERN LINE 90**



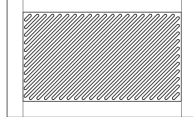
90 cm

**MODERN LINE 100**



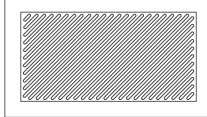
100 cm

**MODERN LINE 110**



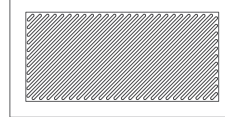
110 cm

**MODERN LINE 120**



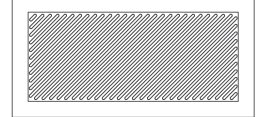
120 cm

**MODERN LINE 130**



130 cm

**MODERN LINE 140**



140 cm

# OLD LINE



REKOMENDOWANY WYMIAR GRZEJNIKA:  
RECOMMENDED RADIATOR SIZE:  
EMPFOHLENE HEIZKÖRPERGRÖßE:

**OLD LINE 90**

GRZEJNIK/RADIATOR/HEIZKÖRPER: H60 W70

**OLD LINE 100**

GRZEJNIK/RADIATOR/HEIZKÖRPER: H60 W80

**OLD LINE 110**

GRZEJNIK/RADIATOR/HEIZKÖRPER: H60 W90

**OLD LINE 120**

GRZEJNIK/RADIATOR/HEIZKÖRPER: H60 W100

**OLD LINE 130**

GRZEJNIK/RADIATOR/HEIZKÖRPER: H60 W110

**OLD LINE 140**


GRZEJNIK/RADIATOR/HEIZKÖRPER: H60 W120



**OLD LINE 130**  
RAL 9010

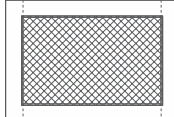


**OLD LINE 90**



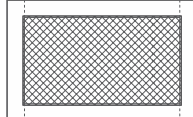
90 cm

**OLD LINE 100**




100 cm

**OLD LINE 110**



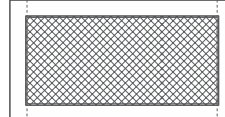
110 cm

**OLD LINE 120**




120 cm

**OLD LINE 130**



130 cm

**OLD LINE 140**




140 cm



OBUDOWY MASKOWNIC RAMOWYCH / FRAME RADIATOR CABINETS HOUSINGS / RAHMENHEIZKÖRPERVERKLEIDUNGEN GEHÄUSE

## obudowa 5 / housing 5 / Gehäuse 5

boki/sides/Seiten: 18 mm  
parapet/sill/Bank: 28 mm



	900	1000	1100	1200	1300	1400
TYPE:	900	1000	1100	1200	1300	1400
szer. / width / Breite:	900	1000	1100	1200	1300	1400
wys. / height / Höhe:	888	888	888	888	888	888
gl. / depth / Tiefe:	220	220	220	220	220	220



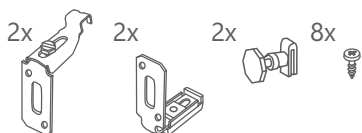
## ZESTAWY MONTAŻOWE MASKOWNIC GRZEJNIKOWYCH

INSTALLATION SETS FOR RADIATOR COVERS / BEFESTIGUNGSSATZ FÜR HEIZKÖRPERVERKLEIDUNGEN

### Zestaw montażowy do maskownicy grzejnikowej:

Installation set:  
Befestigungsset für Heizkörper:


#### ZMMG01



### Adapter do maskownicy ażurowej:

Adapter for installation kits  
for column radiators:  
Adapter für die Montage  
an Rippenheizkörper:

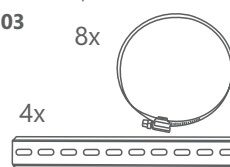
#### ZMMG02



### Adapter do maskownicy ramowej:

Adapter for mounting frame radiator  
cover on the column radiator:  
Adapter für die Montage Rahmenheizkörperverkleidung  
auf Rippenheizkörper:

#### ZMMG03



## WEZGŁOWIA

**PL:** Nową propozycją, opartą w pełni na linii ModuloForm są też wezgłowia łóżek. Design specjalnie do tego celu zmodyfikowany, w części celowo przeskalowany pozwala na samodzielne użycie naszych elementów bądź wzbogacenie ich wstawkami tapicerowanymi. Całość daje też wyjątkowe możliwości różnorodnego podświetlenia, dzięki czemu sypialnia zyska unikalny klimat. Wzór wezgłowia można dopasować do innych elementów wyposażenia wykonanych z naszych paneli Moduloform. Różnorodność form, rozmiarów, szeroki wachlarz kolorów w wykończeniu matowym lub high gloss zapewniają spełnienie nawet najbardziej wyszukanych oczekiwań nabywców.

## BETTKOPFTEILE

**DE:** Unser neuester Vorschlag, welcher auf der Linie Moduloform basiert, sind die Bettkopfteile. Das Design ist speziell modifiziert und teilweise bewusst überdimensioniert - unsere Einzelteile können unabhängig oder mit Polstereinlagen verwendet werden. Diese Lösung bietet außergewöhnliche Möglichkeiten für diverse Hintergrundbeleuchtung, so dass Ihr Schlafzimmer eine einzigartige Atmosphäre erhält. Die einzelnen Kopfteile kann man an andere Moduloform Paneele anpassen. Durch die Vielzahl von Formen und Größen, eine breite Palette von Farben in matt oder hochglänzend ist gesichert, dass die Erwartungen selbst der anspruchsvollsten Kunden erfüllt werden.


## HEADBOARDS

**EN:** A new product on offer, based entirely on the ModuloForm series, are headboards. The design was especially modified, and intentionally partially rescaled to allow for sole usage of our products or for their enhancement with upholstery highlights. The whole creation also opens possibilities of different lighting solutions, thanks to which the bedroom can gain a unique look. The headboard design can be matched with other furniture elements made from our Moduloform panels. The variety of forms, sizes, in a wide range of colours with a matt or high gloss finish enable us to meet even the most sophisticated needs and expectations of our clients.





**GALAXY 1 A**  
(1700x700 mm)



**GALAXY 2 A**  
(1770x690 mm)



**GALAXY 3 A**  
(1440x980 mm)



**GALAXY 3 B**  
(1590x980 mm)



**MOON 1 A**  
(1200x800 mm)



**MOON 1 B**  
(400x800 mm)



**SATURN 1 A**  
(1200x900 mm)



**SATURN 1 B**  
(400x900 mm)





# MEBLE ŁAZIENKOWE / BATHROOM FURNITURES / BADMÖBEL



szafka/cabinet/Schrank  
**ONDE 80**

szer./width/Breite - 80 cm  
wys./height/Höhe - 58 cm  
gł./depth/Tiefe - 46 cm



szafka/cabinet/Schrank  
**ONDE 80 II**

szer./width/Breite - 80 cm  
wys./height/Höhe - 58 cm  
gł./depth/Tiefe - 46 cm



szafka/cabinet/Schrank  
**ONDE 60**

szer./width/Breite - 60 cm  
wys./height/Höhe - 58 cm  
gł./depth/Tiefe - 46 cm



szafka/cabinet/Schrank  
**ONDE 60 II**

szer./width/Breite - 60 cm  
wys./height/Höhe - 58 cm  
gł./depth/Tiefe - 46 cm



szafka/cabinet/Schrank  
**ONDE 60 III**

szer./width/Breite - 60 cm  
wys./height/Höhe - 58 cm  
gł./depth/Tiefe - 46 cm



słupek/high cabinet/ Hochschrank  
**ONDE**

szer./width/Breite - 35 cm  
wys./height/Höhe - 120 cm  
gł./depth/Tiefe - 30 cm



szafka lustrzana/cabinet with mirror  
Schrank mit dem Spiegel  
**ONDE**

szer./width/Breite - 50 cm  
wys./height/Höhe - 60 cm  
gł./depth/Tiefe - 14 cm



szafka/cabinet/Schrank  
**CRISTALLO 80**

szer./width/Breite - 80 cm  
wys./height/Höhe - 58 cm  
gł./depth/Tiefe - 46 cm



szafka/cabinet/Schrank  
**FLORE 80**

szer./width/Breite - 80 cm  
wys./height/Höhe - 58 cm  
gł./depth/Tiefe - 46 cm



szafka/cabinet/Schrank  
**GRAFIATTO 80**

szer./width/Breite - 80 cm  
wys./height/Höhe - 58 cm  
gł./depth/Tiefe - 46 cm



szafka/cabinet/Schrank  
**ARCO 80**

szer./width/Breite - 80 cm  
wys./height/Höhe - 58 cm  
gł./depth/Tiefe - 46 cm



umywalka/sink/Waschbecken  
**PLAN 60**

szer./width/Breite - 63,5 cm  
wys./height/Höhe - 18,5 cm  
gł./depth/Tiefe - 49 cm



umywalka/sink/Waschbecken  
**PLAN 80**

szer./width/Breite - 82,5 cm  
wys./height/Höhe - 18,5 cm  
gł./depth/Tiefe - 49 cm



DOSTĘPNA  
KOLORYSTYKA  
(wysoki połysk)

AVAILABLE  
COLORS  
(High gloss)

inne kolory na zamówienie  
other colors on request.



HG4200



HG9700



HG0335






**proform**<sup>®</sup>


DESIGN QUALITY TECHNOLOGY

KOLORYSTYKA / COLORS / FARBEN


FOLIA / FOIL / FOLIE




DC-2213




DC-2263




DC-2272




DC-3052




DC-3053




DC-3054




DC-4002




DC-4044




DC-4053




DC-4058




DC-4070




DC-4101




DC-4117




DC-4130



DC-4133



DC-4139




DC-4143




DC-4144



DC-4161



DC-4167




DC-4170




DC-4203




DC-4204



DM-0004



DM-0008



DM-0033

PL: Przedstawione w katalogu wzory i kolory mogą odbiegać od rzeczywistych i nie stanowią pełnej oferty handlowej. Stan kolekcji na dzień 15 czerwiec 2018. Wyboru produktów należy dokonywać korzystając ze wzorników.

EN: Catalogue patterns and colours may be different from the real ones. Choice of products should be made with the use of sample moulds.

DE: Katalog Muster und Farben können von den wirklichen unterschiedlich sein. Wahl der Produkte sollten mit der Verwendung von Proben hergestellt werden.



DM-2300



DM-2301



DM-2307



DM-2408



DM-2410



DM-2418



DM-2419



DM-2422




DM-2423




DM-2426




DM-2429




DM-2431




DM-2435



DM-2439




DM-2440




DM-2441




DM-2444



DM-2448




DM-2455




DM-2457




DM-2468



DM-2470




DM-2472




DM-2476




DM-2488



DM-2489



DM-2491




DM-2492


FOLIA / FOIL / FOLIE




DM 2493




DM 2494




DM 2495



DM 2499




**NEW** DM 2506




**NEW** DM 2508




**NEW** DM 2510



**NEW** DM 2511




**NEW** DM 2512



**NEW** DM 2513



**NEW** DM 2514



UN 0010



UN-0025



UN-0063




UN-0111




UN-0115



UN-0116




UN-2015




UN-2016




UN-2018




UN-2019



UN-2022



UN-2023



UN 2027



UN 2028



UN 2029



UN 2030



UN 2031



UN-2065



UN-2097



UN-3500




UN-3503



UN-4000



UN-4001



UN-4003



UN-5003




UN-5004




UN 5200




UN 5203



UN 5204



UN 5300



UN-1001




UN-1003




UN 1005



PT




PT 5000



PT 5001



PT 5002



PT 5003



PT 5004



PT 5005



PT 5006



PT 5007



PT 5008



**NEW**

PT 5015




**NEW**

PT 5016

FOLIA / FOIL / FOLIE



HG




HG-0115



HG-0330




HG-0335




HG-0340



HG-0577



HG-0829



NEW

HG-0901



HG-1041



HG-2800



HG-3110



HG-4200




NEW


HG-6400



HG-7015




HG-7301




NEW

HG-7501




NEW

HG-7608




NEW

HG-8000




HG-8810




NEW

HG-9221




HG-9700


SZKŁO DO WITRYN / GLAS FÜR VITRINEN / GLASS PANELS FOR FURNITURE DOORS




LACO  
lacomat white




MACA  
master carre



SATI  
satinato (saten glas mat)



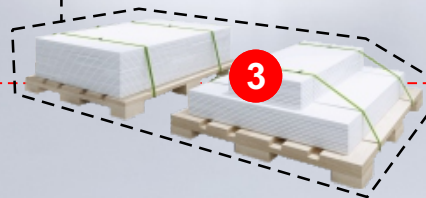


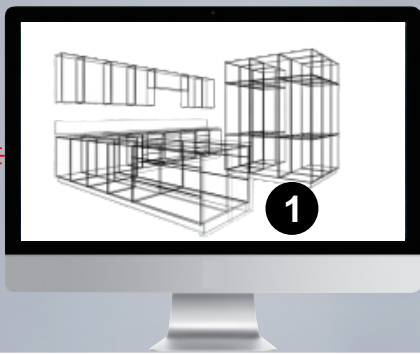
SKCIBR  
szkło jasne brązowe



SKCI  
szkło jasne



				
1982 ANTISCRATCH	7496 ANTISCRATCH	8421 ANTISCRATCH	7508 <b>NEW</b> ANTISCRATCH	7498 ANTISCRATCH
				
9133 ANTISCRATCH	3362 ANTISCRATCH	3369 ANTISCRATCH	4548 ANTISCRATCH	5320 ANTISCRATCH
				
5628 <b>NEW</b> ANTISCRATCH	85384 ANTISCRATCH	85383 ANTISCRATCH	85382 ANTISCRATCH	5428 <b>NEW</b> ANTISCRATCH
				
6300 ANTISCRATCH	11036 ANTISCRATCH	4562 ANTISCRATCH	7499 ANTISCRATCH	85385 ANTISCRATCH
				
85387 ANTISCRATCH	8427 ANTISCRATCH	90201	90036	LUSTRO/MIRROR/SPIEGEL
				
M1982 ANTISCRATCH	M7496 ANTISCRATCH	M7498 ANTISCRATCH	M85468 ANTISCRATCH	M85383 ANTISCRATCH
				
M8421 ANTISCRATCH	M4241 <b>NEW</b> ANTISCRATCH	M4244 <b>NEW</b> ANTISCRATCH	M4247 <b>NEW</b> ANTISCRATCH	M4248 <b>NEW</b> ANTISCRATCH
				
M4249 <b>NEW</b> ANTISCRATCH	M4250 <b>NEW</b> ANTISCRATCH	M4251 <b>NEW</b> ANTISCRATCH		



TOP list



STANDARD pack



EXCLUSIVE mont

PL

## PRZYGOTOWANIE ELEMENTÓW MEBLOWYCH DO SZYBKIEGO MONTAŻU

1

### Idea/koncepcja/projekt:

- wybór materiałów: fronty/płyta
- oferta/akceptacja/system zamówień

2

### Realizacja - zlecenie w produkcji:

- optymalizacja rozkroju/cięcie płyty
- okleinowanie krawędzi prosto- lub krzywo- liniowych
- obróbka CNC - wycinanie/frezowanie
- opracowanie oraz wiercenie wszystkich otworów konstrukcyjnych
- kompletacja wszystkich niezbędnych akcesoriów
- kontrola jakości - listy elementów i instrukcje montażu

3

### Kompletacja TOP:

- elementy płytowe korpusów całego zlecenia przemieszane na palecie wraz z frontami
- zbiorcze opakowanie z kompletem akcesoriów
- zabezpieczenie palety do transportu

4

### Kompletacja STANDARD:

- elementy płytowe korpusów poszczególnych szafek spakowane w kartonach wraz z frontami
- w każdym z kartonów komplet akcesoriów przynależny do danej szafki
- wszystkie kartony z szafkami zabezpieczone na palecie do transportu

5

### Kompletacja EXCLUSIVE:

- korpusy poszczególnych szafek zmontowane
- fronty zamontowane na szafkach lub oddzielnie zapakowane
- wszystkie szafki oddzielnie zabezpieczone i przygotowane do transportu

6

### Logistyka:

- odbiór własny, kurier lub nasz transport

7

### Montaż u klienta:

- czystość, stopień komplikacji a co za tym idzie czasochłonność zależne bezpośrednio od wyboru sposobu kompletacji.

DE

## VORBEREITUNG FÜR EINE SCHNELLE MONTAGE

1

### Idee/Konzept/Projekt:

- Materialauswahl - Möbelfronten / Spanplatte
- Angebot / Akzeptanz / Bestellsystem

2

### Realisierung - Bestellung in der Produktion:

- Schnittoptimierung/Schneider der Spanplatte
- Kanten-anleimen
- CNC Bearbeitungen - Herausschneiden/Fräsen
- das Vorbereiten und Bohren aller Konstruktionsbohrungen
- komplettieren aller notwendigen Montageelementen
- Qualitätskontrolle - Teilleisten und Montageanleitungen

3

### Komplettierung TOP:

- die Spanplatten-Korpusteile einer ganzen Bestellung auf der Palette zusammen mit Fronten
- ein Päckchen mit allen Montageelementen
- Palette für Transport verpackt

4

### Komplettierung STANDARD:

- die Spanplatten-Korpusteile aussortiert und in einzelne Kartonpäckchen zusammen mit den Fronten verpackt
- in jedem Karton aussortierte Montage
- alle Kartons auf Palette für den Transport gesichert

5

### Komplettierung EXCLUSIVE:

- einzelne Schränke zusammenmontiert
- die Fronten montiert oder separat eingepackt
- alle Schränke separat eingepackt und für den Transport vorbereitet

6

### Logistik:

- Selbstabholung, unser Transport oder Spedition

7

### Montage beim Kunden:

- Sauberkeit, Schwierigkeitsgrad, Zeitaufwand direkt von der Art der Komplettierung abhängig.

EN

## PREPARING FOR A QUICK ASSEMBLY

1

### Idea / concept / project :

- Material selection - Furniture fronts / chipboard
- Offer / acceptance / ordering system

2

### Realization - work in process :

- Cutting optimization / chipboard cutting
- Edge banding
- CNC processing - cutting / milling
- Preparation and drilling all construction holes
- Collection of all necessary mounting elements
- Quality control - parts list and assembly instructions

3

### Assembling TOP:

- chipboard furniture body parts and fronts from a whole order together on one pallet
- one package for all mounting accessories
- securing pallets for transportation

4

### Assembling STANDARD:

- chipboard furniture body parts and furniture fronts packed together in cardboard boxes
- in each cardboard box appropriate mounting elements
- all cardboard boxes secured for transportation on a pallet

5

### Assembling EXCLUSIVE:

- Every single cabinet assembled
- Furniture fronts already fitted or packed separately
- All cabinets packed separately and prepared for transport

6

### Logistics:


- Personal pickup, our transport or forwarder

7

### Installation at the customer:

- cleanliness & difficulty degree depends on assembling type

**Proform** 43-190 Mikołów, ul. Żwirki i Wigury 65F, tel. +48 32 738 88 90, e-mail: [info@proform.eu](mailto:info@proform.eu)



[www.proform.eu](http://www.proform.eu)