modulo form

PANELE DEKORACYJNE

DECORATIVE PANELS / DEKORPANEELE

wzór podstawowy,
moduł o wymiarach 600/600 mm

basic pattern
600/600 mm unit

Grundmuster,
Modul mit den Abmessungen 600/600 mm

x mm

maksymalna głębokość frezu
maximum depth of the milling cutter
Maximale Frästiefe

A

wzór podstawowy mieszczący się w module 600/600 mm
co oznacza że kontynuacja wzoru występuje co 600/600 mm
basic pattern contained in the 600/600 mm unit which means
that the continuation of the patters takes place every 600/600 mm
Grundmuster das in ein 600/600 mm Modul passt
was bedeutet, dass das Muster jede 600/600 mm wiederholt wird.

AB

wzór podstawowy mieszczący się w module 1200/600 mm
co oznacza, że kontynuacja wzoru występuje co 1200/600 mm
basic pattern contained in the 1200/600 mm unit which means
that the continuation of the patters takes place every 1200/600 mm
Grundmuster das in ein 1200/600 mm Modul passt
was bedeutet, dass das Muster jede 1200/600 mm wiederholt wird.

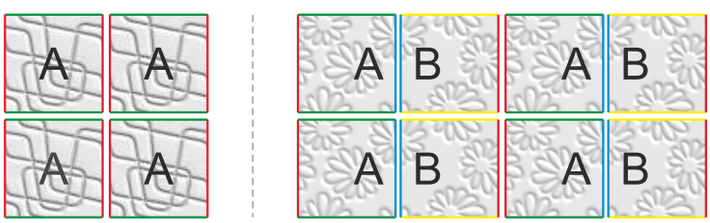

Łączenie modułów podstawowych A i AB w sposób przedstawiony na schemacie zapewnia kontynuację wzoru.
Combining basic A and AB units as shown on the scheme ensures the pattern continuation.
Die Beispielhafte Verbindung der Grundmuster A und AB, wie auf dem Bild dargestellt, garantiert eine Fortsetzung des Musters



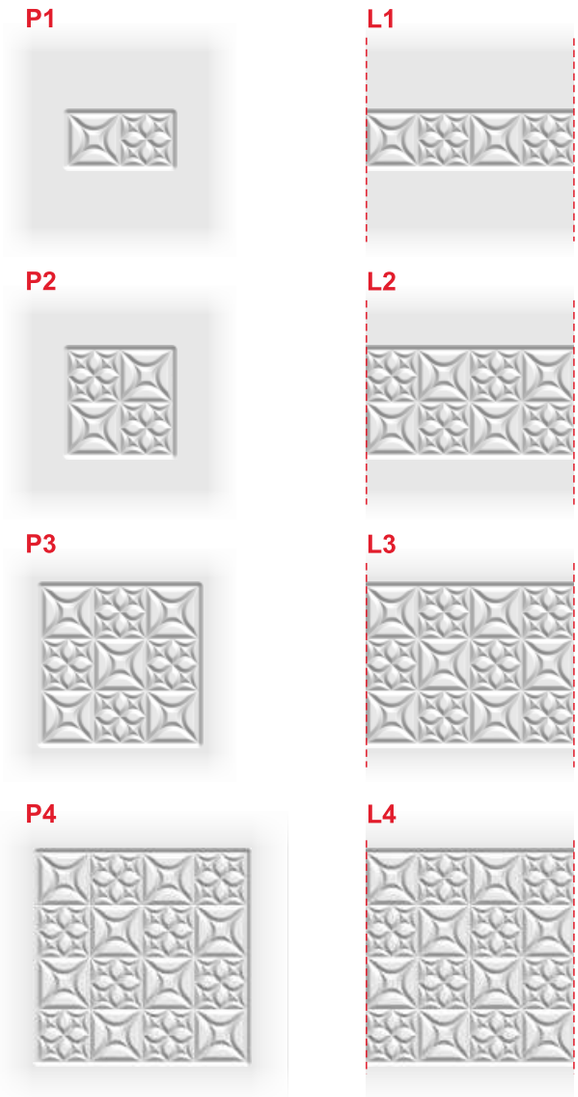

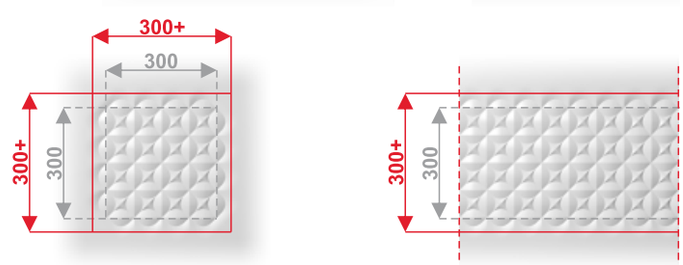

Ornament liniowy jest frezowany tylko i wyłącznie na całej szerokości lub wysokości elementu - od krawędzi do krawędzi, przy czym jedna z nich jest początkiem wzoru, a na krawędzi końcowej wzór może być ucięty.
Wzory nie są skalowane w celu dostosowania do wymiarów elementu.
Możliwe jest użycie więcej niż jednego ornamentu na elemencie.
Linear ornament is milled only along the entire width or height of the element - from edge to edge, where one of them forms the beginning of the pattern and the pattern can be cut on the end edge.The patterns cannot be resized to be adjusted to the dimensions of the element.
It is possible to use more than one ornament on an element.
Das lineare Ornament wird ausschließlich auf der ganzen Breite oder Höhe des Werkstücks gefräst – von einer Kante bis zur anderen, wobei eine von ihnen den Anfang des Musters darstellt, und auf der Endkante das Muster abgebrochen werden kann. Die Muster kann man zur Anpassung an die Abmessungen des Werkstücks nicht skalieren.
Es ist möglich, mehr als ein Ornament auf einem Werkstück herzustellen.

Planując rozmieszczenie ornamentów na elementach, zwróć uwagę, że obszar frezowania niektórych wzorów wychodzi poza wymiary standardowe ornamentów: 150, 300, 450, 600 [mm] (może to mieć znaczenie m.in. w przypadku montażu profilu na krawędzi).
While planning the arrangement of ornaments on the elements, please note that the milled area of some patterns reaches beyond the standard dimensions of the ornaments: 150, 300, 450, 600 [mm] (this may be of importance e.g. while fixing the profile on the edge).
Bei Planung der Anordnung von Ornamenten auf den Elementenberücksichtigen Sie, dass der Fräsbereich mancher Muster über die aufden Zeichnungen im Katalog angegebenen Standardabmessungen der Ornamente hinausgeht: 150, 300, 450, 600 [mm] (dieskann u.a. bei der Montage eines Profils auf der Kante von Bedeutung sein).

PANELE DEKORACYJNE
DECORATIVE PANELS / DEKORPANEELE

modulo form

	DEKORACYJNY PD *PD DECORATIVE* / PD DEKOR	AŻUROWY PDA *PDA OPENWORK* / AJOUR PDA
WYMIARY MAX. / *MAX. SIZE* / MAX. *AUSMAß* [mm]		
Folia / *Foil* / Folie UN, DC, DM, PT	1200 x 2500	1200 x 2500
Folia / *Foil* / Folie HG*[1]	1200 x 2500	1200 x 1200
Lakier / *Lackier* / Lackiert	1200 x 2500	1200 x 2500
Surowy / *Raw* / Rohes	1200 x 2500	1200 x 2500
Fornirowany / *Veneered* / Furniert *[2]	900 x 2500	———
WYMIARY MIN. / *MIN. SIZE* / MIN. AUSMAß [mm]	100 x 140	300 x 300
w ramach kontynuacji wzoru / *as a continuation of the pattern* / als Fortsetzung des Patterns	296 x 96	———
w przypadku zastosowania ornamentu	≥ wymiar ornamentu*[3]	≥ wymiar ornamentu*[3]
in case of using the ornament	≥ *ornament size**[3]	≥ *ornament size**[3]
Bei der Verwendung eines Ornaments	≥ Abmessung des Ornaments*[3]	≥ Abmessung des Ornaments*[3]
GRUBOŚĆ / *THICKNESS* / STÄRKE [mm]	10, 12, 18, 22 *[4]	10, 12, 18*[5], 19*[6]

*[1] Wzory niewykonywane w foliach wysoki połysk (HG): PD1, PD2, PD3, PD9, PD12, PD20, PD22, PD25, PD27, a także ażurowe dwustronne
*[2] Wykonany na czarnym MDFie o gr. 19 mm, dostępne tylko dla wzorów: PD6, PD10, PD12, PD22, PD23, PD28.
*[3] Wymiary ornamentów zdefiniowane na karcie technicznej każdego wzoru.
*[4] Grubości zostały określone na karcie technicznej każdego wzoru. Ze względu na głębokość frezowania, nie wszystkie grubości są dostępne dla każdego wzoru. **UWAGA!** Grubość płyty określa wymiar przed frezowaniem, w zależności od wzoru i głębokości frezu wartość ta ulega zmianie.
*[5] Grubość 18 mm dostępna tylko dla surowych paneli ażurowych
*[6] Grubość 19 mm dostępna tylko dla paneli ażurowych w wariancie AA (dwustronny) i wykończeniu surowym lub lakier mat

*[1] *Patterns not performer in foils in high gloss (HG): PD1, PD2, PD3, PD9, PD12, PD20, PD22, PD25, PD27, and two-sided openwork panels*
*[2] *Made on black MDF with a thickness of 19 mm, available only for patters: PD6, PD10, PD12, PD22, PD23, PD28.*
*[3] *Dimensions defined on the ornaments of every technical sheet of pattern.*
*[4] *Thicknesses were determined on the operation sheet of each pattern. Due to the milling depth, not all of the thickness are available for every pattern.* ***ATTENTION!*** *Plate thickness determines the dimension before milling, depending on the pattern and the depth of the milling cutter, this value is changed.*
*[5] *Thickness 18 mm available only for raw openwork panels*
*[6]

*[1] Muster, die nicht in Hochglanzfolien (HG) gemacht wurden: PD1, PD2, PD3, PD9, PD12, PD20, PD22, PD25, PD27, und zweiseitige Ajourpaneele
*[2] Auf einer schwarzen, 19 mm starken MDF-Platte hergestellt, erhältlich nur für die Muster: PD6, PD10, PD12, PD22, PD23, PD28.
*[3] Abmessungender Ornamente sindim technischen Datenblatt jedes Musters definiert.
*[4] Die Stärken wurden im technischen Datenblatt jedes Musters definiert. Wegen der Frästiefe sind nicht alle Stärken für jedes Modellerhältlich. **ACHTUNG!** Die Plattenstärke bestimmt die Abmessung vor dem Fräsen, dieser Wert verändert sich je nach der Formel und die Tiefe des Fräsers.
*[5] Stärke 18 mm erhätlich nur für rohe Ajour-Paneele
*[6]

DOSTĘPNA KOLORYSTYKA / *AVAILABLE COLOURS* / ERHÄLTLICHE FARBEN

Ponad 100 kolorów z kolekcji Proform w grupach - drewnopodobnych: decor classic (DC), decor mat (DM), jednobarwnej: uni color (UN) i wysokim połysku: high gloss (HG). Ponadto wybrane wzory paneli wykonujemy w kilku fornirach naturalnych.
More than 100 colours from the Proform collection in groups - wood grain: decor classic (DC), decor mat (DM), unicoloured: uni color (UN) and with high gloss: high gloss (HG). We also deliver selected patterns of panels in natural veneers.
Über 100 Farben aus der Proform-Kollektion in den Gruppen – holzähnlich: decor classic (DC), decor mat (DM), einfarbig: uni color (UN) und mit Hochglanz: high gloss (HG). Außerdem führen wir gewählte Paneelmuster in einigen Naturfurnieren aus.

PŁYTA BAZOWA / *BASE BOARD* / BASISPLATTE

Standardowo wszystkie elementy wykonywane są z jednostronnie laminowanej płyty MDF (laminat strony tylnej jest biały). Ponadto posiadamy w ofercie płytę MDF o gr. 18 mm w kilkanastu laminatach drewnopodobnych i jednobarwnych co pozwala na dopasowanie kolorystyczne front/tył. Na życzenie klienta i dla uzyskania pełnej zgodności kolorystycznej frontu i rewersu możliwe jest również dwustronne foliowanie paneli PD (patrz cennik). Wykonujemy również zamówienia specjalne na płytach MDF: barwionych, wilgocioodpornych lub ognioodpornych.
Wszystkie elementy z MDF produkowane przez Proform są przeznaczone do zastosowań wewnętrznych.
All standard elements are made of one side laminated MDF board (the rear side laminate is white). We also offer 18 mm thick MDF board in several wood grain and unicoloured laminated variants which allow machining the colours of the front and the rear side. At the client's request and for achieving full color consistency of the front and the back it possible to laminate the PD panels from both sides (see price-list). We also do special orders on MDF boards: colored, moisture-proof and fire-resistant.
All elements made of MDF, manufactured by Proform, are intended for internal use.
Standardgemäß werden alle Elemente aus der einseitig laminierten MDF-Platte (das Laminat der Hinterseite ist weiß) ausgeführt. Außerdem besitzen wir im Angebot die MDF-Platte in mehreren holzähnlichen und einfarbigen Laminaten, was die farbliche Anpassung der Front-/Hinterseite erlaubt. Auf Wunsch des Kunden und zur vollständigen Farbübereinstimmung von Vorderseite und Rückseite ist es möglich, das PD Paneele doppelseitig mit Folie zu beschichten (siehe Preisliste). Wir führen auch spezielle Aufträge auf eingefärbten, feuchtigkeitsbeständigen oder feuerfesten MDF-Platten aus.
Alle durch Proform hergestellten MDF-Elemente sind für Innenanwendungen vorgesehen.

DP5.0/IX.18 | © Zakaz kopiowania bez zgody autora. / © Prohibition copy without permission.

ELEMENTY Z KONTYNUACJĄ WZORU / *ELEMENTS WITH PATTERN CONTINUATION* / ELEMENTE MIT MUSTERFORTSETZUNG

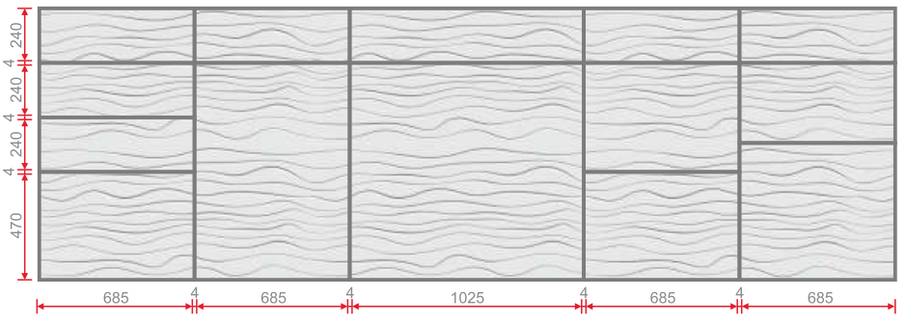

Przykładowy podział według dostarczonego projektu. Poszczególne elementy obrobione na gotowo z zachowaniem ciągłości wzoru.

Exemple of how a pattern can continue across a range of fronts. Particular elements machined finished preserving pattern continuation

Beispielhafte Aufteilung nach dem gelieferten Projekt. Einzelne Elemente fertig verarbeitet mit Einhaltung der Musterkontinuität.

KONTYNUACJA UZYSKANA Z MODUŁÓW PODSTAWOWYCH / *CONTINUATION ACHIEVED FROM BASIC UNITS* / FORTSETZUNG AUS GRUNDMODULEN

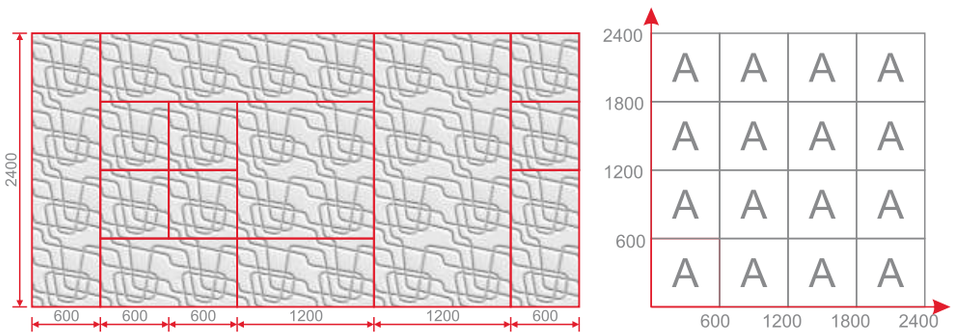

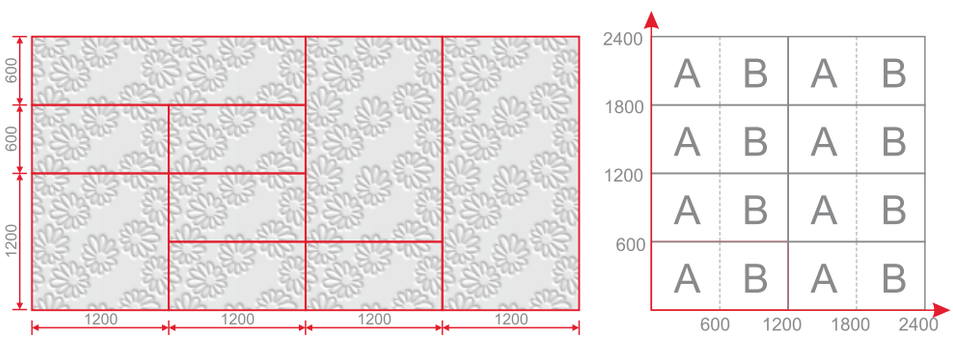

Łącząc elementy o wymiarach modułu podstawowego,a także jego wielokrotności automatycznie uzyskujemy kontynuację wzoru. We wzorach AB zwróć uwagę na przemienność.

Combining the elements with the dimensions of the basic unit, as well as its multiple number, we automatically achieve the pattern continuation. In case of AB patterns pay attention to the alternation.

Beim Verbinden von Elementen mit den Abmessungen eines Grundmoduls, sowie auch dessen Mehrfachem wird automatisch eine Fortsetzung des Musters erzielt. In den AB Mustern ist auf die Abwechselbarkeit der Muster zu achten.

OKUCIE WYRÓWNUJĄCE DO DRZWI / *DOOR ALIGNMENT HARDWARE* / TÜRAUSGLEICHSBESCHLAG

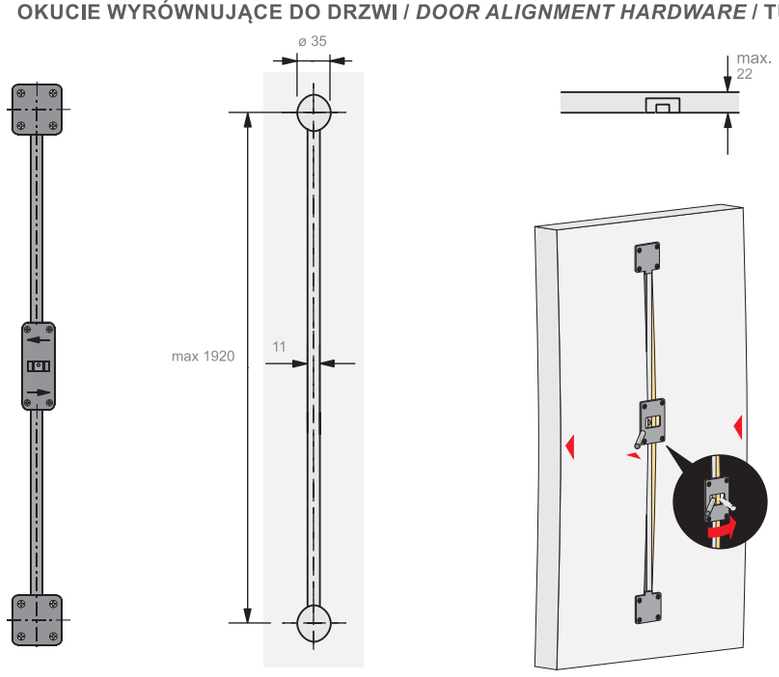

Zalecane jest zastosowanie okuć wyrównujących przeciwko wyginaniu się drzwi (wielkość do 2500mm). Montaz okuć wymaga podfrezowania pod puszkę na głębokość 13 mm i pod prowadnicę na głębokość 8 mm. Zaleca się stosowanie dwóch okuć na każde drzwi. Maksymalna grubość elementu 22mm.

It is recommended to use door alignment hardware against door curving (size up to 2500mm). Assembly of the hardware requires pre-milling for the box to the depth of 13 mm and for the guide to the depth of 8 mm. It is recommended to use two pieces of hardware per each door.
Maximum element thickness 22 mm

Der Einsatz von Türausgleichsbeschlägen wird empfohlen, um einem Ausbiegen der Türen vorzubeugen (Größe bis zu 2500 mm). Zur Montage der Beschläge muss das Werkstück erst jeweils 13 mm tief für Einfassung und 8 mm tief für die Führungsleiste vorgefräst werden. Es ist empfehlenswert, jeweils zwei Beschläge für jede Tür einzusetzen.
Die maximale Stärke des Werkstücksbeträgt 22mm.

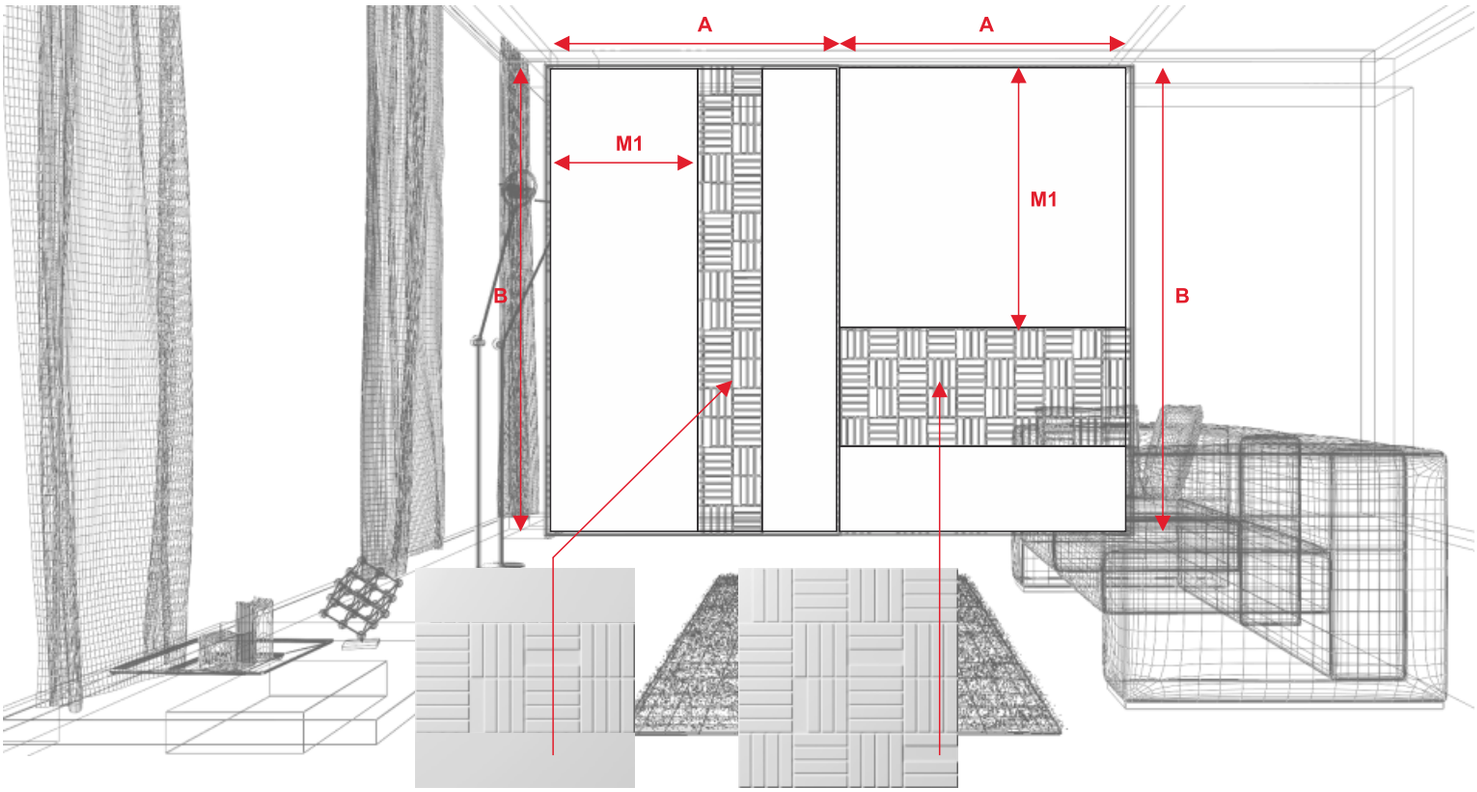

PD11/L2 PD11/L4

Typ panelu / *Type of panel* / Paneeltyp:	**PD11**	**PD11**
Rodzaj panelu / *Kind of panel* / Paneelart:	**L2**	**L4**
Wymiar elementu A/B / *Element A/B dimension* / Ausmaß des Elements A/B/:	**1200 / 2400**	**1200 / 2400**
Układ ornamentu / *Ornament arrangement* / Ornamentverteilung:	**OBR. O 90° / ROT. OF 90° / DREH.UM 90 °**	**STANDARD**
Kontynuacja wzoru / *Pattern continuation* / Musterfortsetzung:	**NIE/ *N/A* / NEIN**	**NIE *N/A* / NEIN**
Odległość M1 / *M1 distance* / Entfernung M1:	**743 MM**	**1200 MM**
Grubość płyty / *Board thickness* / Plattenstärke:	**18 MM**	**18 MM**
Folia / *Film* / Folie:	**folia biała matowa / *white matt film* / weiße Mattfolie**	**folia biała matowa / *white matt film* / weiße Mattfolie**

M1 - ODLEGŁOŚĆ OD KRAWĘDZI ZEWNĘTRZNEJ ELEMENTU DO POCZĄTKU FREZOWANIA ORNAMENTU
DISTANCE FROM THE EDGE OF THE ELEMENT TO THE STARTING POINT OF THE MILLED PATTERN
ENTFERNUNG VON AUSSENKANTE DES ELEMENTS BIS ZUM ANFANG DES FRÄSENS VOM ORNAMENT
A, B - WYMIARY ZEWNĘTRZNE ELEMENTU/*ELEMENT EXTERNAL DIMENSIONS*/AUSSENABMESSUNGEN DES ELEMENTS

Zastosowano okucie wyrównujące do drzwi przesuwnych i szaf.
Levelling hardware can be used for sliding doors and cabinets.
Es wurde der Ausgleichsbeschlag für Schiebetür und Schränke angewendet.

modulo form

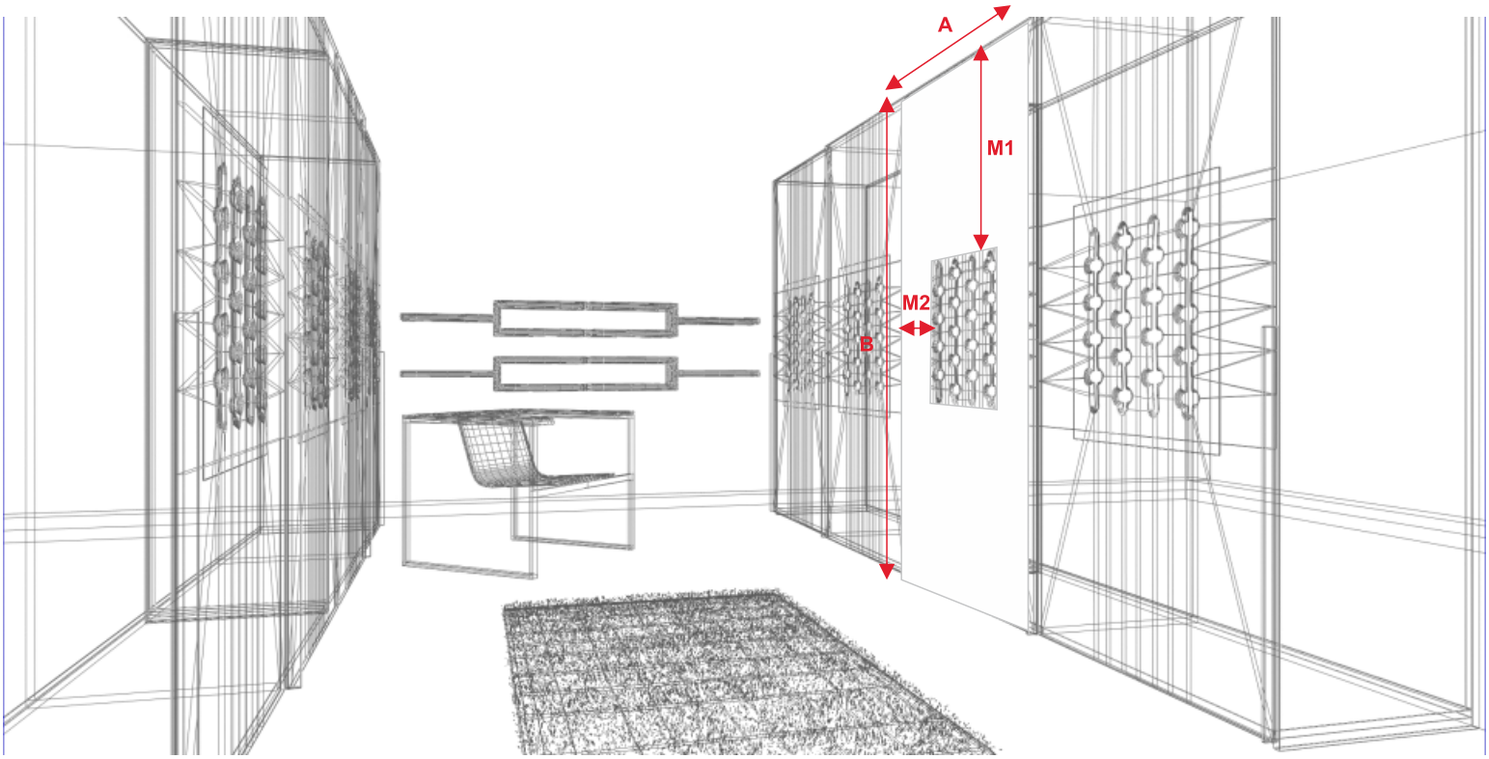

Wzór panelu / *Type of panel* / Paneelmuster: **PDA 3**
Wymiar elementu A/B / *Element A/B dimension* / Ausmaß des Elements A/B/: **1100 MM / 2400 MM**
Układ ornamentu / *Ornament arrangement* / Ornamentverteilung: **STANDARD**
Kontynuacja wzoru / *Pattern continuation* / Musterfortsetzung: **NIE / *N/A* / NEIN**
Odległość M1 / *M1 distance* / Abstand M1: **1200 MM**
Odległość M2 / *M2 distance* / Abstand M2: **300 MM**
Grubość płyty / *Board thickness* / Plattenstärke: **12 MM**
Folia / *Film* / Folie: **folia biała matowa / w*hite matt film* / weiße Mattfolie**


PDA 3

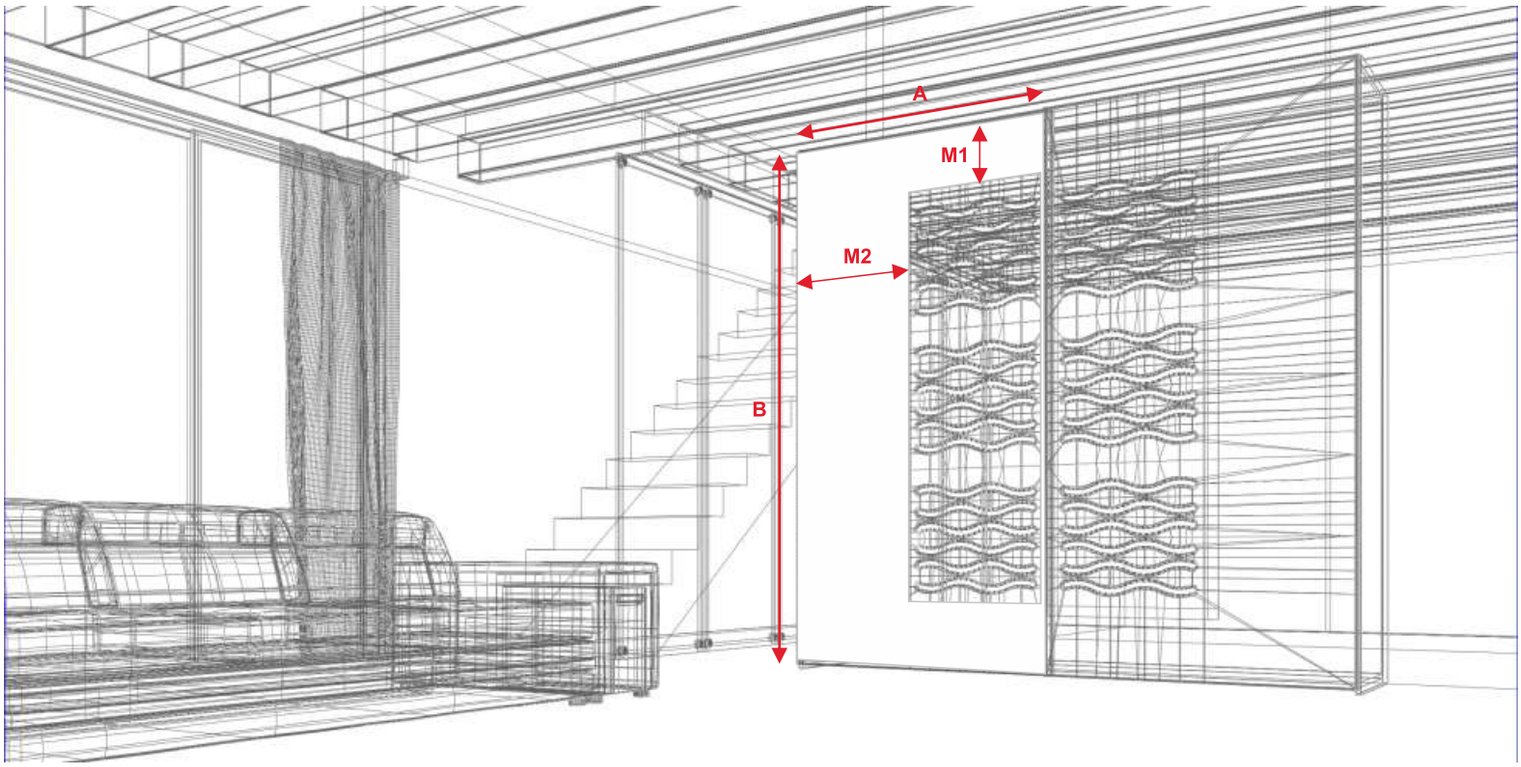

Wzór panelu / *Type of panel* / Paneelmuster: **PDA 5**
Wymiar elementu A/B / *Element A/B dimension* / Ausmaß des Elements A/B/: **1100 MM / 2400 MM**
Układ ornamentu / *Ornament arrangement* / Ornamentverteilung: **OBRÓT O 90° / *ROTATION OF 90°* / DREHUNG UM 90 °**
Kontynuacja wzoru / *Pattern continuation* / Musterfortsetzung: **NIE / *N/A* / NEIN**
Odległość M1 / *M1 distance* / Abstand M1: **600 MM**
Odległość M2 / *M2 distance* / Abstand M2: **300 MM**
Grubość płyty / *Board thickness* / Plattenstärke: **12 MM**
Folia / *Film* / Folie: **UN 0010**

PDA 5

PANELE DEKORACYJNE PD / *PD DECORATIVE PANELS* / PD-DEKORPANEELE

PANELE DEKORACYJNE PD

***PD DECORATIVE PANELS* / PD-DEKORPANEELE**

PD 1

PD 2

PD 3

PD 4

PD 5

PD 6

PD 7

PD 8

PD 9

PD 10/1

PD 11

PD 12/1

PD 13

PD 14

PD 15

PD 16

PD 17



PD 18

PD 19

PD 20



PD 21

PD 22/1

PD 23

PD 24

PD 25



PD 26

PD 27

PD 28

PD 29

PD 30

PD 31

PD 32

PD 33

KIERUNEK WZORÓW
Powyższe zestawienie prezentuje standardowe kierunki wzorów (zgodne z naszymi katalogami).
Istnieje możliwość obrotu każdego wzoru o 90°.

PATTERN DIRECTION
The above collection presents standard directions of patterns (as offered in our catalogues).
It is possible to rotate each pattern by 90°.

MUSTERRICHTUNG
Die vorstehende Aufstellung zeigt die Standard-Musterrichtungen der Muster (gemäß unseren Katalogs)
Es besteht die Möglichkeit der Drehung jedes Musters um 90°.

PD1



600 / 600 mm L4



PD1/L1



PD1/L2

PD1/1

PD1/1 - L1 - 160
PD1/1 - L2 - 320
PD1/1 - L4 - 600

PL
- front meblowy

EN
- furniture front

DE
- Möbelfront

PD2



L4 600 / 600 mm

UN DC DM PT HG 6mm 12,18,22 mm A AB

PD2/1

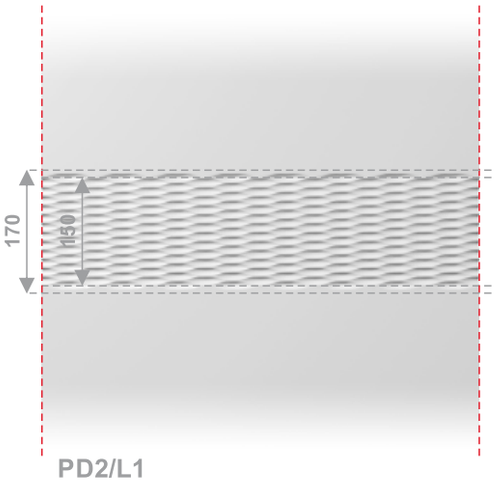

PD2/L1

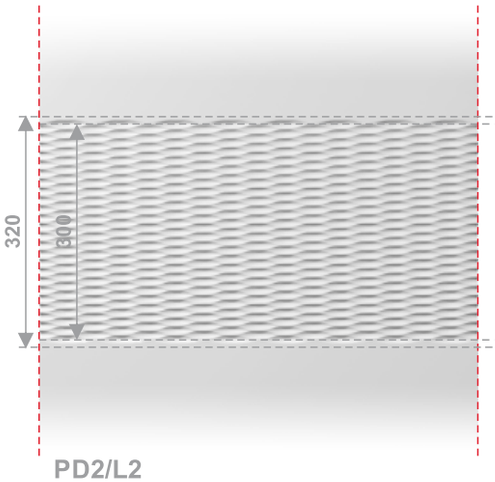

PD2/L2

UN DC DM PT HG 6mm 12,18,22 mm A AB

PL
- wstawka w drzwiach przesuwnych

EN
- sliding door insert

DE
- Einlage in Schiebetüren



600 / 600 mm L4

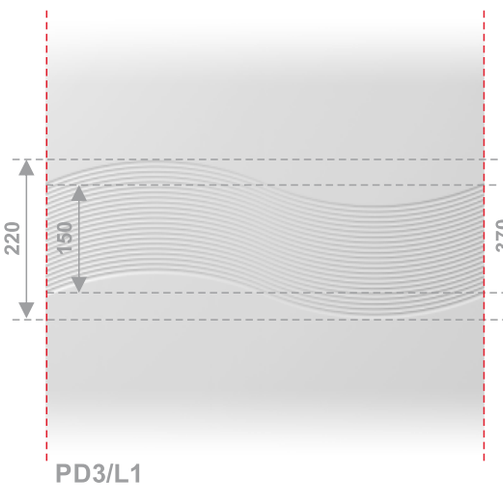

PD3/L1

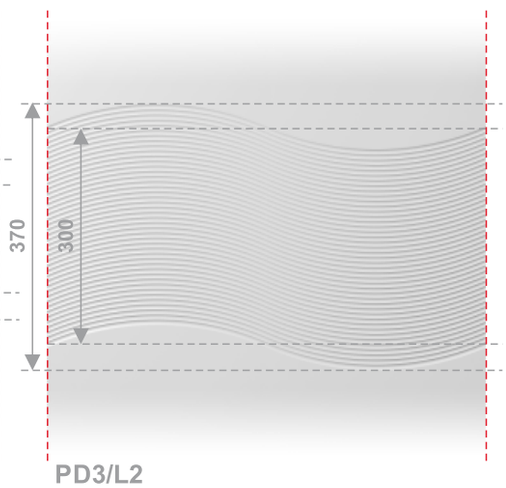

PD3/L2

PD3/1

PL
- front meblowy

EN
- furniture front

DE
- Möbelfront

PD4

L4, P4 600 / 600 mm

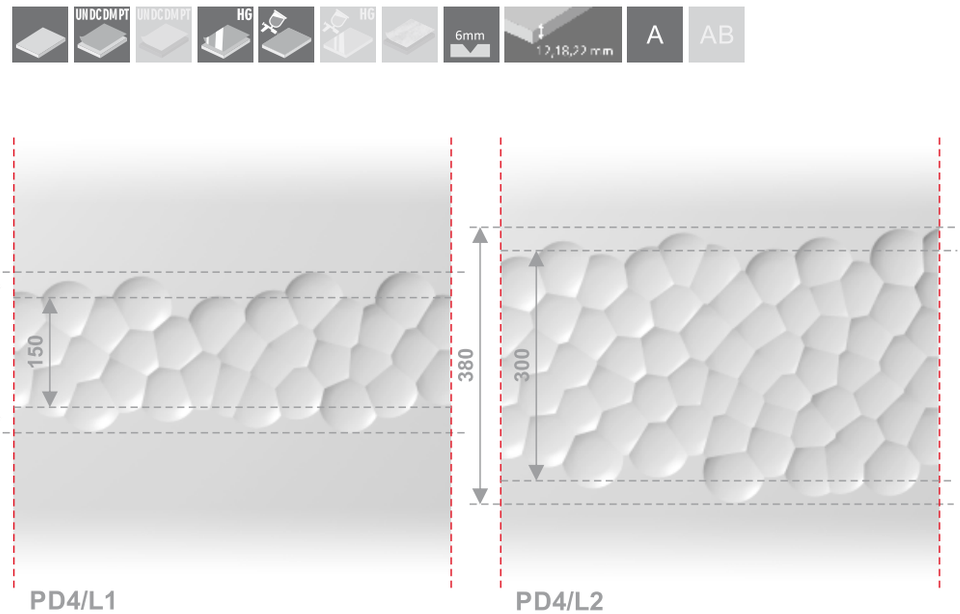

PD4/P2 PD4/L1 PD4/L2

PD4/1

PD4/2

PL
- front meblowy

EN
- furniture front

DE
- Möbelfront

PD5

600 / 600 mm

L4

PD5/L1

PD5/L2

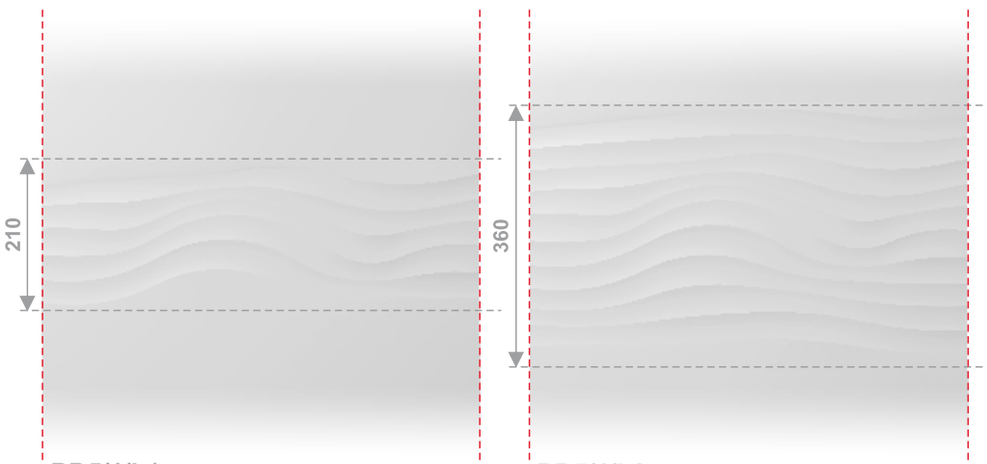

PD5/1/L1

PD5/1/L2

PD5/1

PD6

L4 600 / 600 mm





PD6/L1



PD6/L2

PL
- panel ścienny

EN
- wall panel

DE
- Wandpaneel

DP5.1/IX.18/22 | © Zakaz kopiowania bez zgody autora. / © Prohibition copy without permission.

PD7

600 / 600 mm L4



PD7/L1



PD7/L2

PD7

PD7/1 - L1 - 210
PD7/1 - L2 - 350
PD7/1 - L4 - 600

PD7/1

PL
- wstawka dekoracyjna

EN
- decorative insert

DE
- Dekorationseinsatz

modulo form

PD8

L4, P4 600 / 600 mm

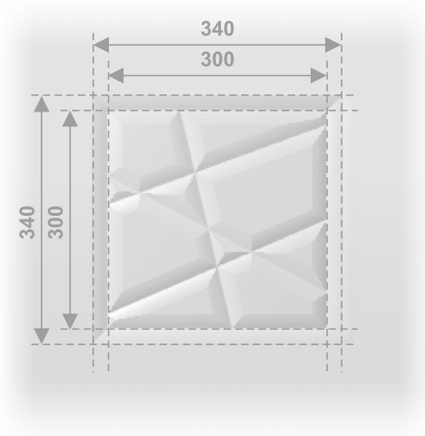

PD8/P2

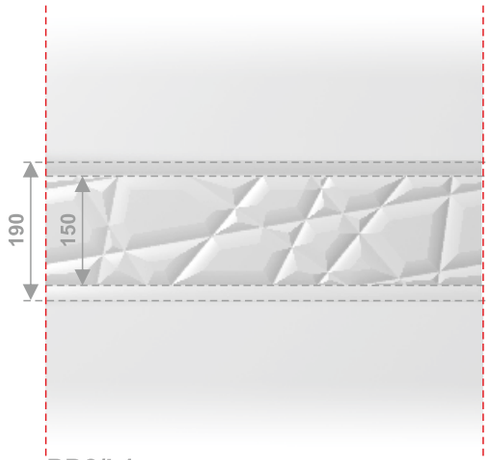

PD8/L1

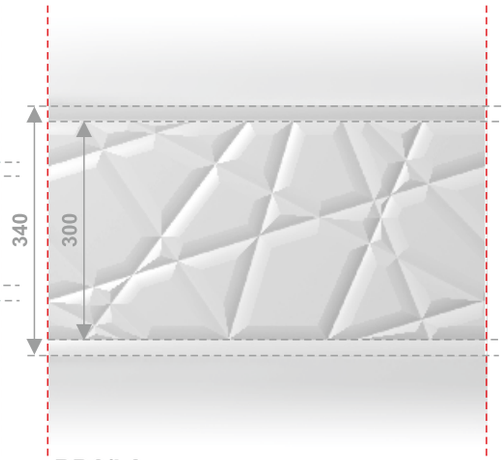

PD8/L2



Wzór bez powtarzalności modułowej / *Pattern without unit repeatability* / Muster ohne modulare Wiederholbarkeit

DP5.0/IX.18 | © Zakaz kopiowania bez zgody autora. / © Prohibition copy without permission.



600 / 600 mm L4, P4

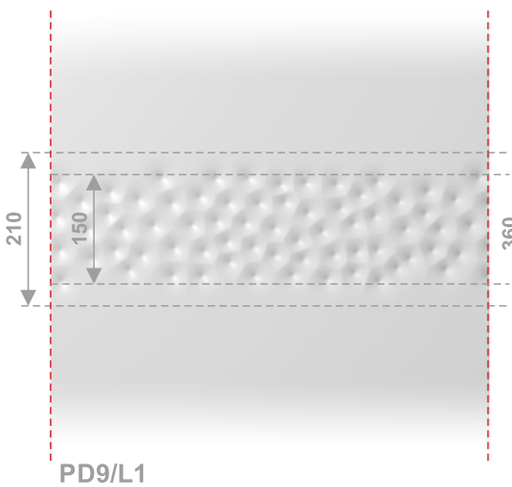

PD9/L1

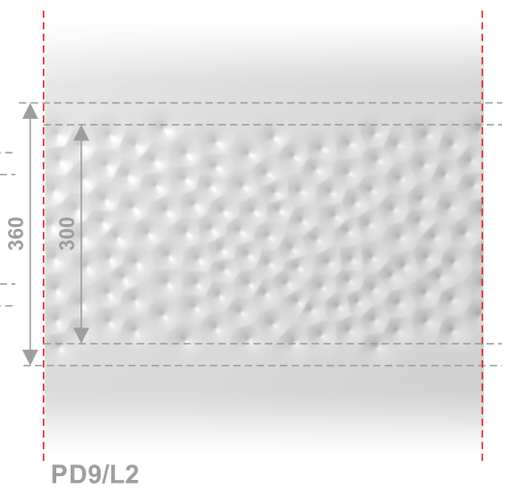

PD9/L2

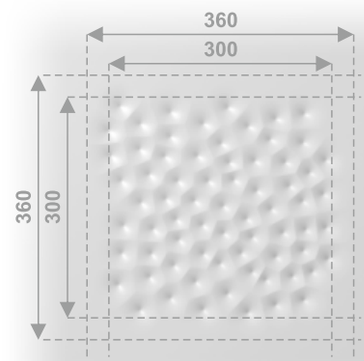

PD9/P2

PL
- front meblowy

EN
- furniture front

DE
- Möbelfront

DP5.0/IX.18 | © Zakaz kopiowania bez zgody autora. / © Prohibition copy without permission.

modulo form

PD10/1



L4 600 / 600 mm

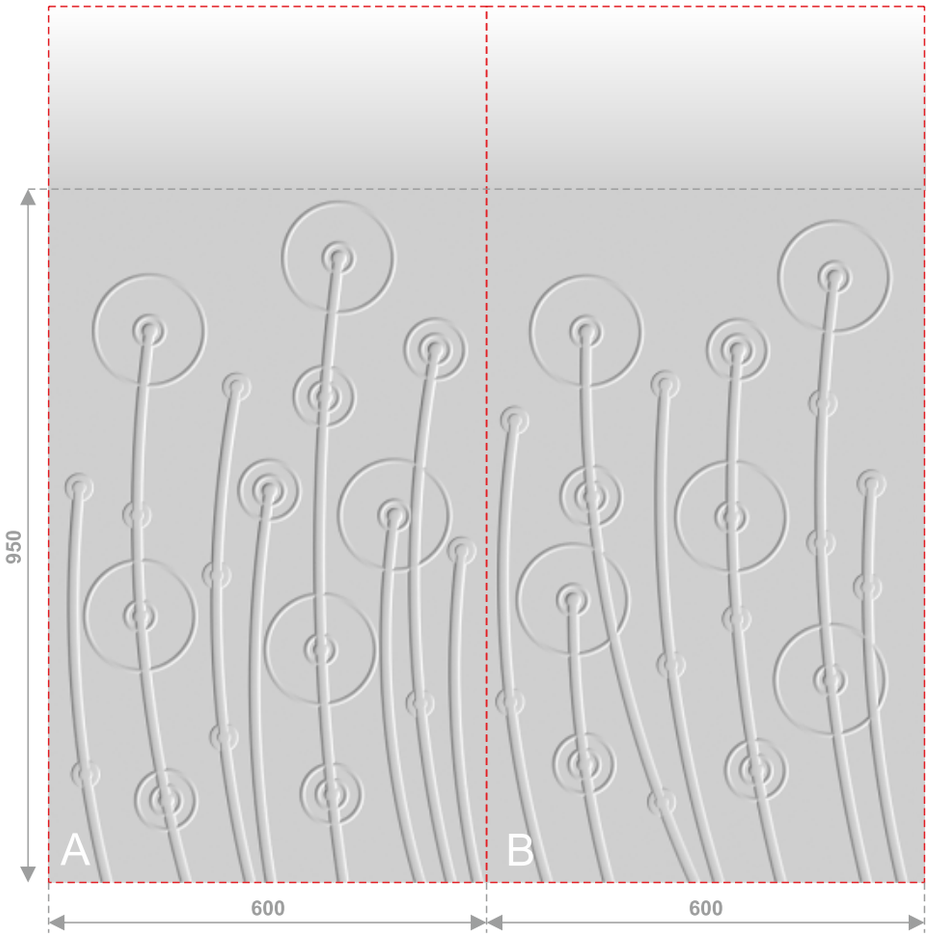

DP5.1/IX.18/22 | © Zakaz kopiowania bez zgody autora. / © Prohibition copy without permission.

PD11





600 / 600 mm L4, P4

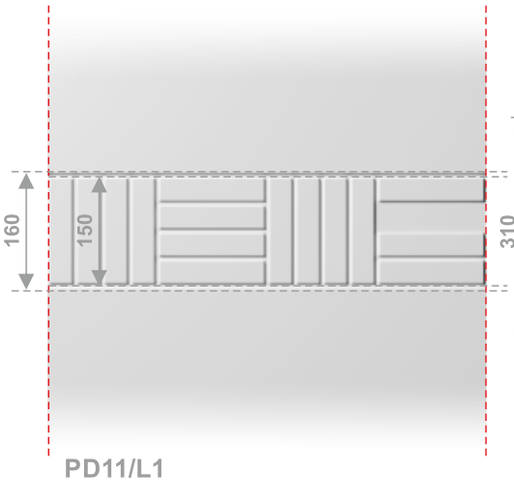

PD11/L1

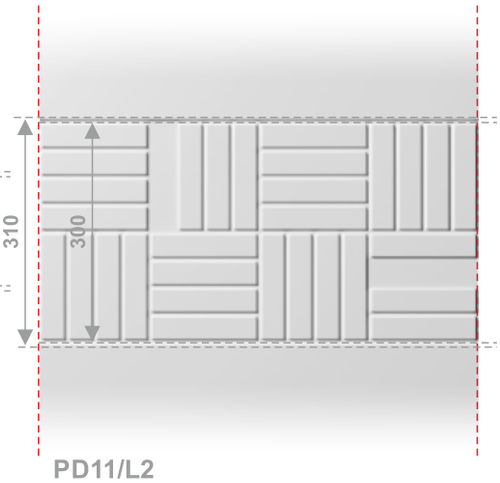

PD11/L2

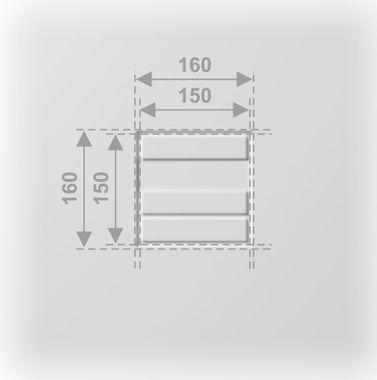

PD11/P1/1

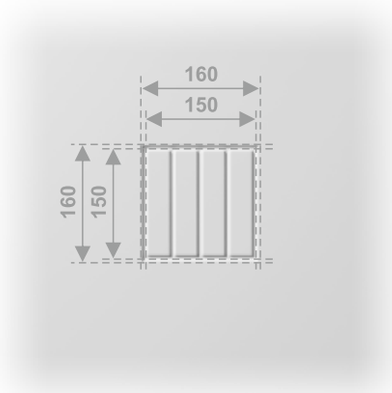

PD11/P1/2

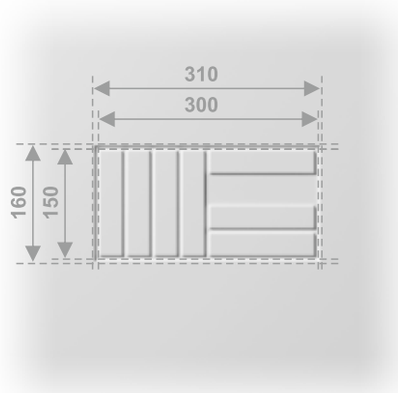

PD11/P1/3

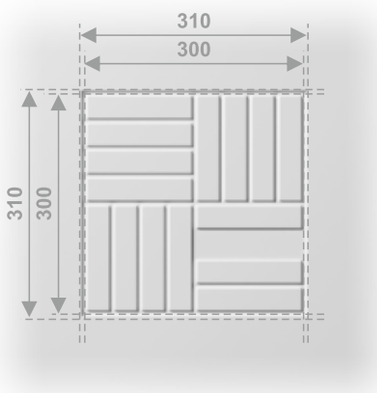

PD11/P2

DP5.0/IX.18 | © Zakaz kopiowania bez zgody autora. / © Prohibition copy without permission.

modulo form

PD12/1



L4, P4 600 / 600 mm



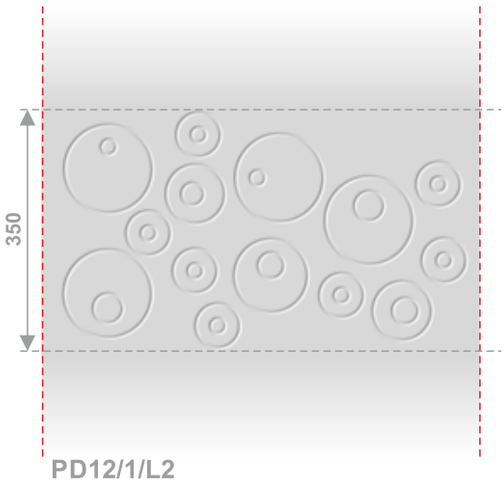

PD12/1/L2

PL
- panel ścienny

EN
- wall panel

DE
- Wandpaneel

DP5.1/IX.18/22 | © Zakaz kopiowania bez zgody autora. / © Prohibition copy without permission.

600 / 600 mm L4, P4

PD13/L1/1

PD13/L1/2



PD13/L2

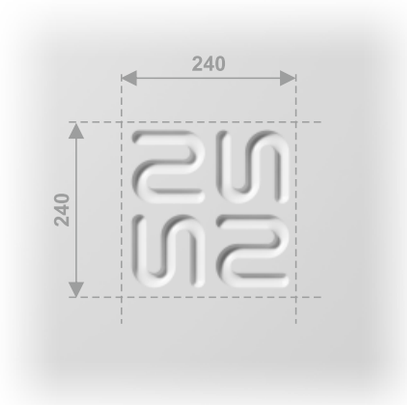

PD13/P1

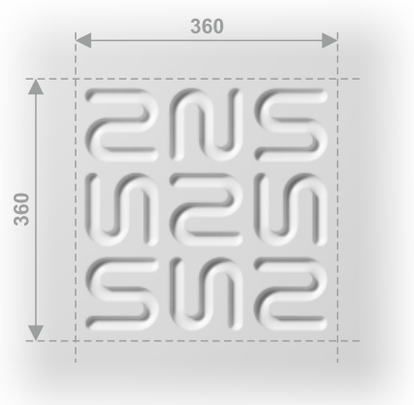

PD13/P2

DP5.0/IX.18 | © Zakaz kopiowania bez zgody autora. / © Prohibition copy without permission.

PD14

L4, P4 600 / 600 mm

PD14/L1



PD14/L2



PD14/L3

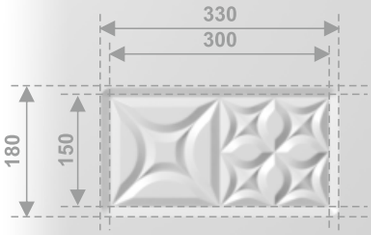

PD14/P1

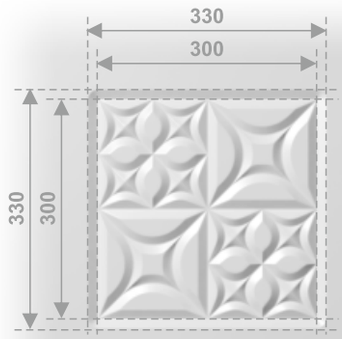

PD14/P2

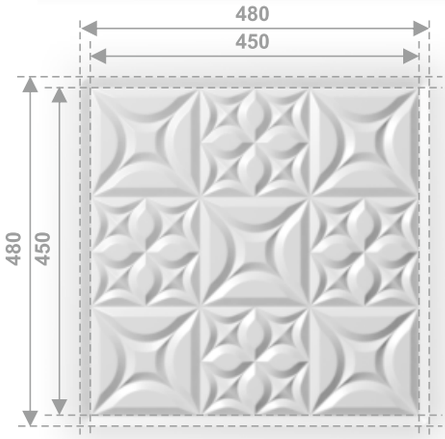

PD14/P3

DP5.0/IX.18 | © Zakaz kopiowania bez zgody autora. / © Prohibition copy without permission.

PD15

600 / 600 mm L4, P4

PD15/L1



PD15/L2

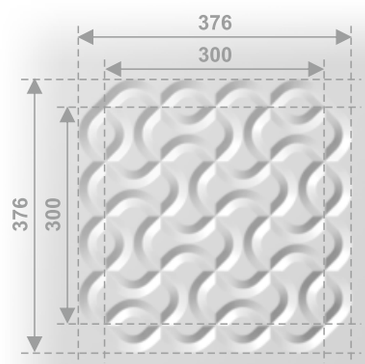

PD15/P2

PL
- wstawka dekoracyjna

EN
- decorative insert

DE
- Dekorationseinsatz

DP5.0/IX.18 | © Zakaz kopiowania bez zgody autora. / © Prohibition copy without permission.

modulo form

PD16



L4, P4 600 / 600 mm

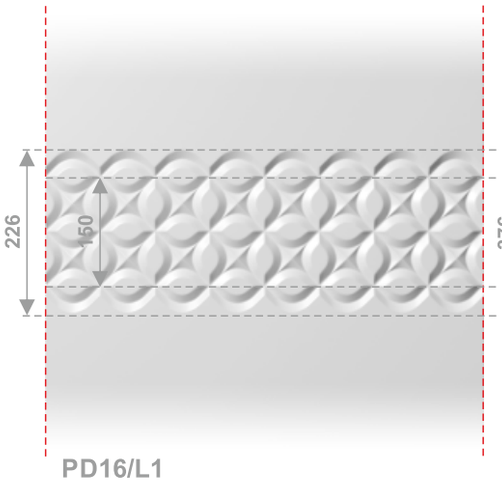

PD16/L1



PD16/L2

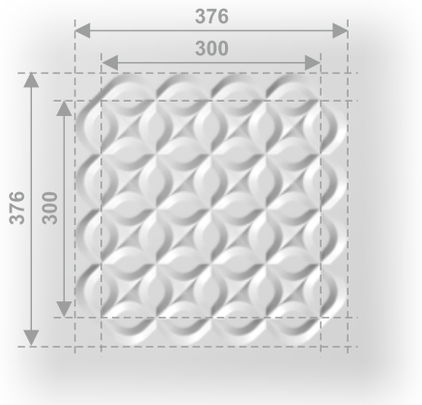

PD16/P2

Materiał / *Material* / Material : MDF / PCV
Grubość / *Thickness* / Stärke : 10,12,18, 22 mm



PL
- drzwi garderoby

EN
- wardrobe door

DE
- Garderobentür

DP5.0/IX.18 | © Zakaz kopiowania bez zgody autora. / © Prohibition copy without permission.



600 / 600 mm L4, P4



PD17/L1



PD17/L2

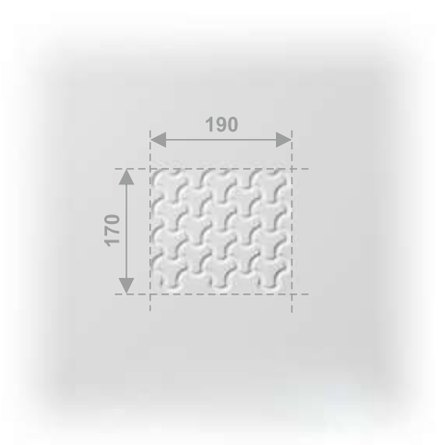

PD17/P1



PD17/P2

DP5.0/IX.18 | © Zakaz kopiowania bez zgody autora. / © Prohibition copy without permission.

modulo form

PD18

L4, P4 600 / 600 mm

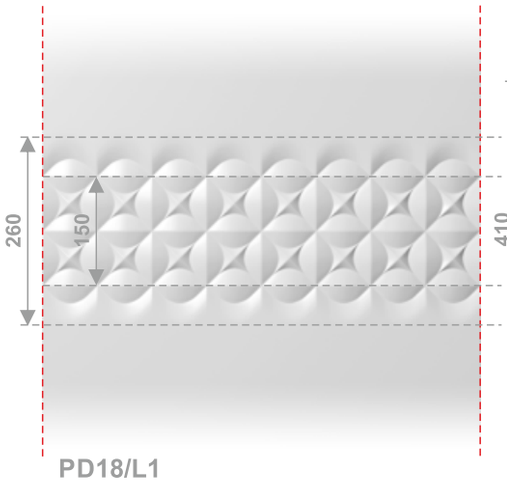

PD18/L1

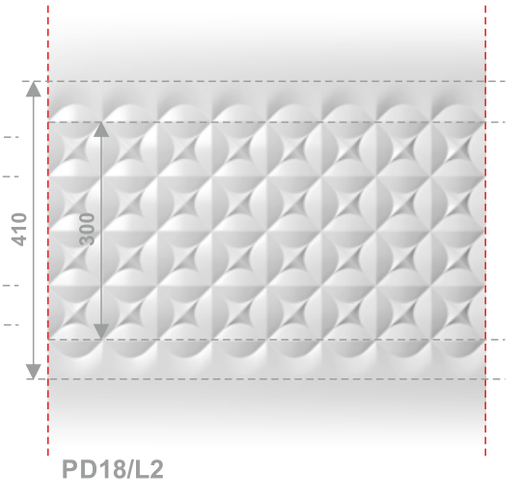

PD18/L2

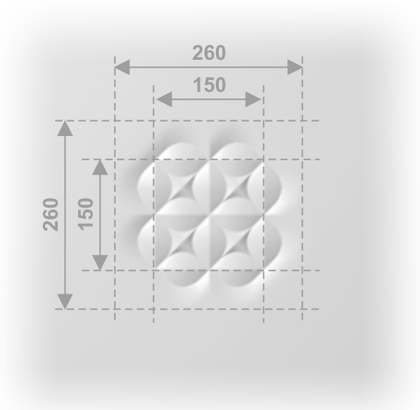

PD18/P1

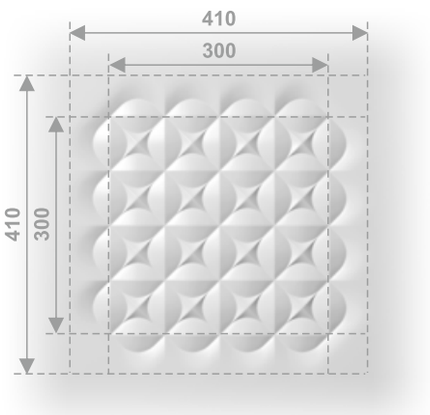

PD18/P2

DP5.0/IX.18 | © Zakaz kopiowania bez zgody autora. / © Prohibition copy without permission.

PD19

600 / 600 mm

PL
- panel ścienny

EN
- wall panel

DE
- Wandpaneel

PD19/1

PD19/1

DP5.0/IX.18 | © Zakaz kopiowania bez zgody autora. / © Prohibition copy without permission.

modulo form

PD20



L4, P4 600 / 600 mm



PD20/L1



PD20/L2



PD20/P2

PL
- panel ścienny

EN
- wall panel

DE
- Wandpaneel

DP5.0/IX.18 | © Zakaz kopiowania bez zgody autora. / © Prohibition copy without permission.

PD21



600 / 600 mm L4, P4

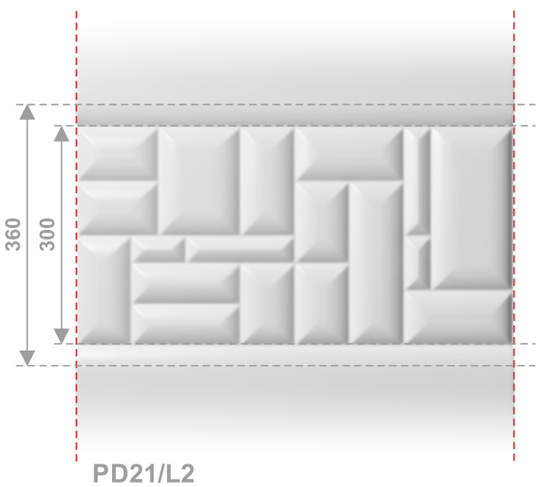

PD21/L2

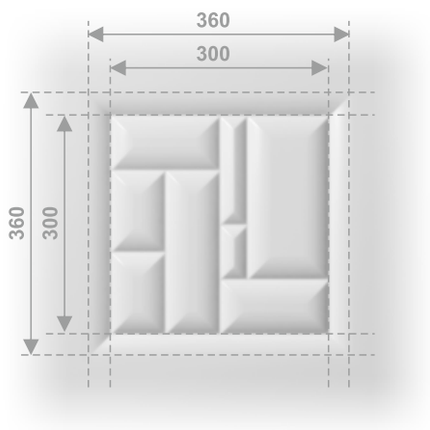

PD21/P2



PL
- drzwi garderoby

EN
- wardrobe door

DE
- Garderobentür

DP5.0/IX.18 | © Zakaz kopiowania bez zgody autora. / © Prohibition copy without permission.

modulo form

PD22/1

600 / 600 mm



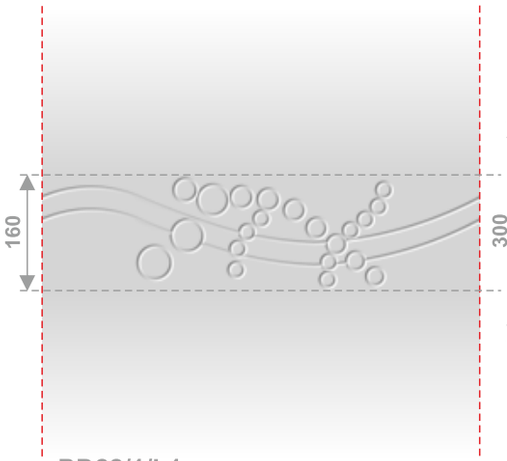

PD22/1/L1

PD22/1/L2

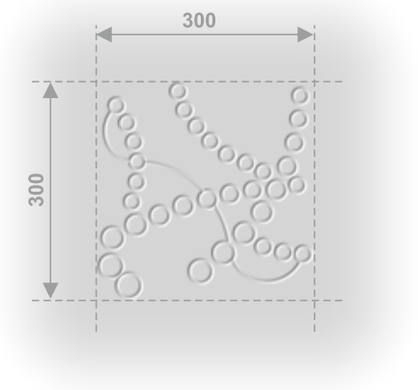

PD22/1/P2

PL
- front meblowy

EN
- furniture front

DE
- Möbelfront

DP5.1/IX.18/22 | © Zakaz kopiowania bez zgody autora. / © Prohibition copy without permission.

600 / 600 mm L4, P4

PD23/L1

PD23/L2

PD23/P1/1



PD23/P1/2

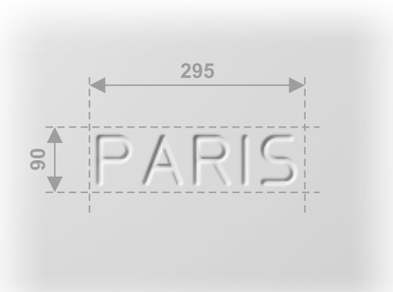

PD23/P1/3

PD23/P1/4

PD23/P1/5

PD23/P1/6

PD23/P1/7

Możliwość wykonania dowolnego tekstu / *Possibility of performing any text* / Möglichkeit, einen beliebigen Text zu fertigen

DP5.1/IX.18/22 | © Zakaz kopiowania bez zgody autora. / © Prohibition copy without permission.

modulo form

PD24

600 / 600 mm



PD24/L2

PD24/L3

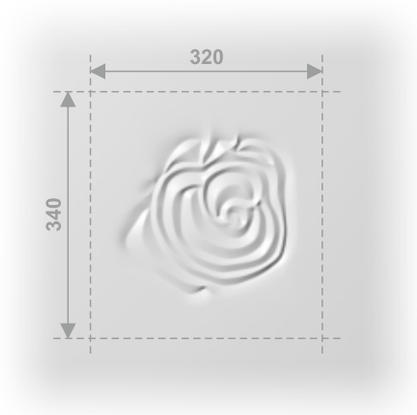

PD24/P2/1

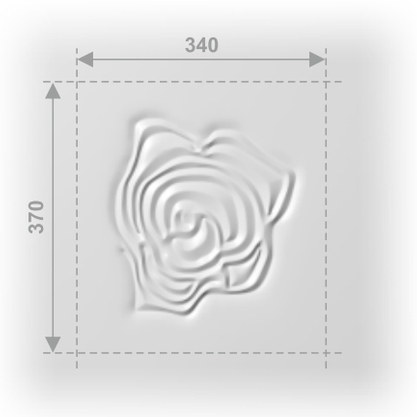

PD24/P2/2



PD24/P3

modulo form

DP5.1/IX.18/22 | © Zakaz kopiowania bez zgody autora. / © Prohibition copy without permission.



600 / 600 mm L4

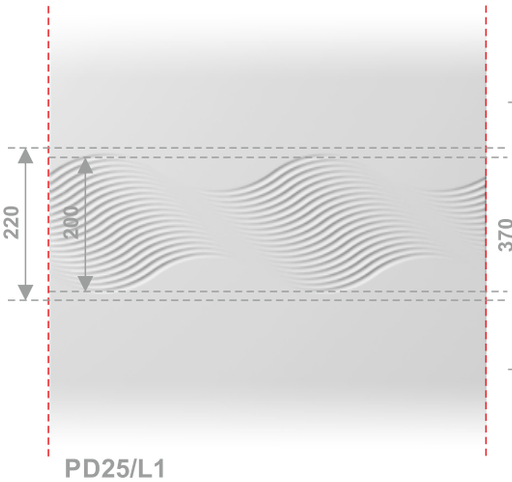

PD25/L1

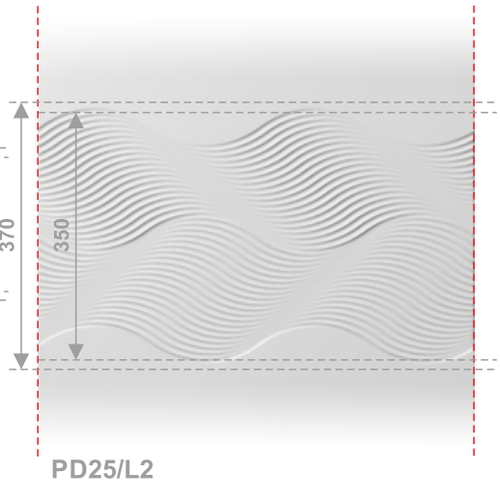

PD25/L2



PL
- ekran ścienny

EN
- wall screen

DE
- Wandschirm

DP5.0/IX.18 | © Zakaz kopiowania bez zgody autora. / © Prohibition copy without permission.

PD26

600 / 600 mm



PD26/L2

PD26/L3

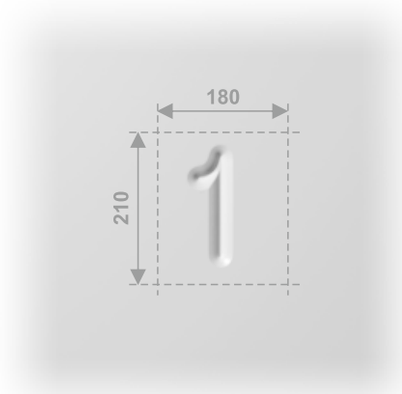

PD26/P1/1 . . . . . .

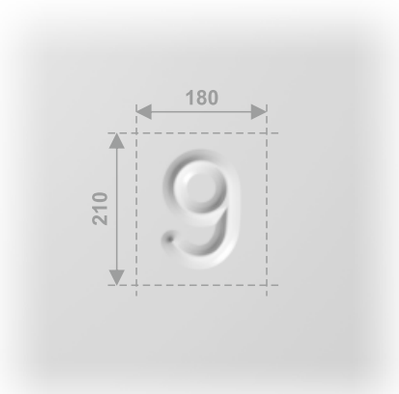

PD26/P1/9

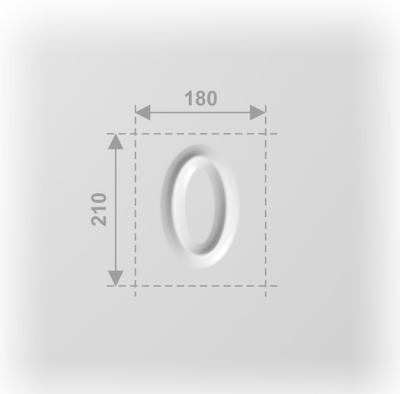

PD26/P1/10

DP5.0/IX.18 | © Zakaz kopiowania bez zgody autora. / © Prohibition copy without permission.



600 / 600 mm L4, P4



PD27/L1

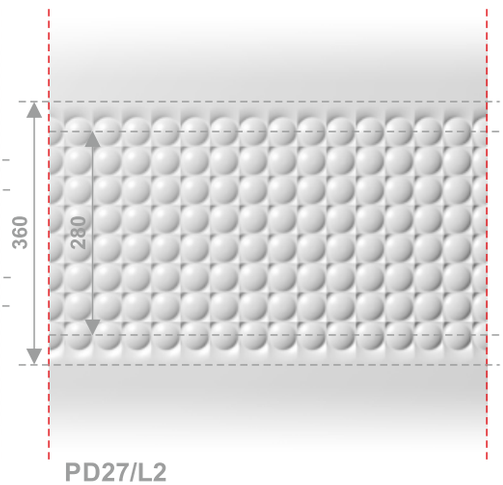

PD27/L2

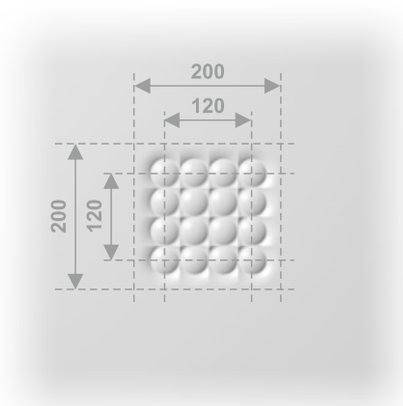

PD27/P1

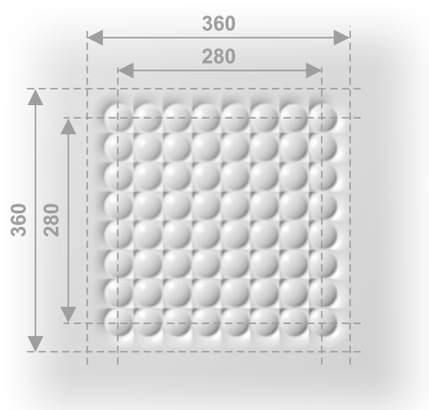

PD27/P2

DP5.0/IX.18 | © Zakaz kopiowania bez zgody autora. / © Prohibition copy without permission.

PD28

L4 600 / 600 mm

PD28/L1

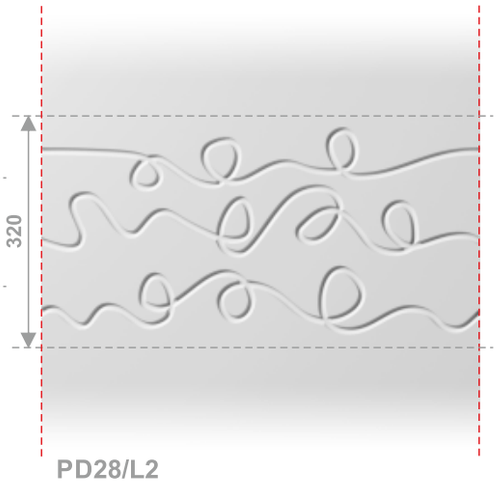

PD28/L2

PL
- drzwi garderoby

EN
- wardrobe door

DE
- Garderobentür

DP5.1/IX.18/22 | © Zakaz kopiowania bez zgody autora. / © Prohibition copy without permission.



600 / 600 mm



PD29/P1

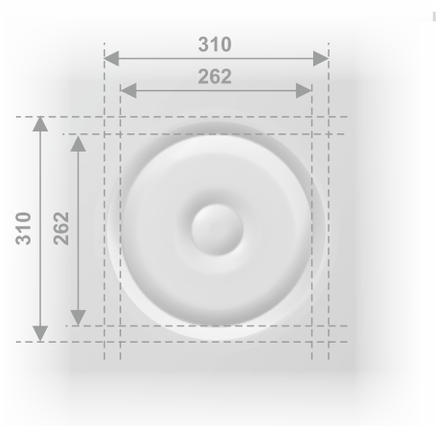

PD29/P2

PL
- drzwi garderoby

EN
- wardrobe door

DE
- Garderobentür

DP5.0/IX.18 | © Zakaz kopiowania bez zgody autora. / © Prohibition copy without permission.

PD30

600 / 600 mm

PD30/L3



PD30/P2

DP5.0/IX.18 | © Zakaz kopiowania bez zgody autora. / © Prohibition copy without permission.

PD31



600 / 600 mm L4

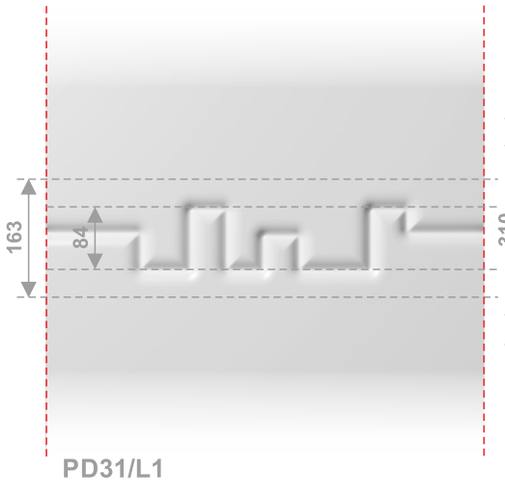

PD31/L1

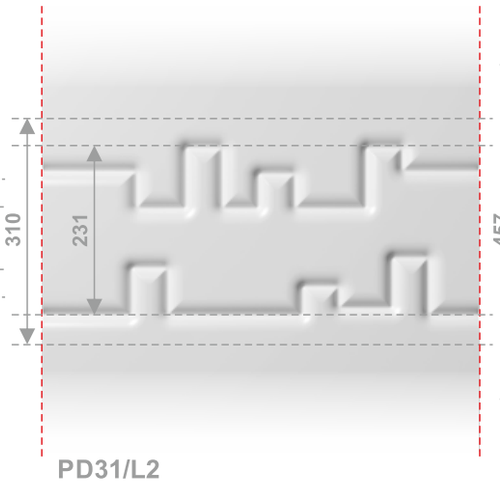

PD31/L2

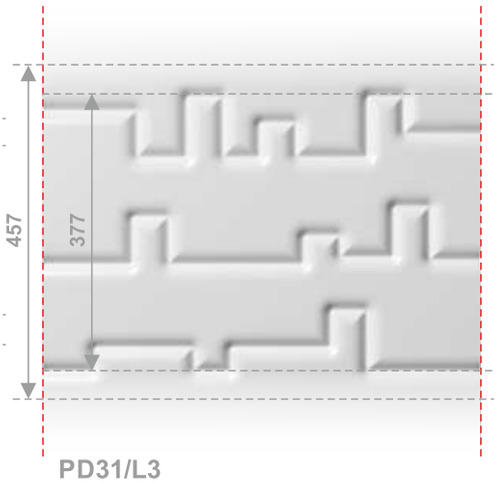

PD31/L3

DP5.0/IX.18 | © Zakaz kopiowania bez zgody autora. / © Prohibition copy without permission.

modulo form

PD32

L4 600 / 600 mm

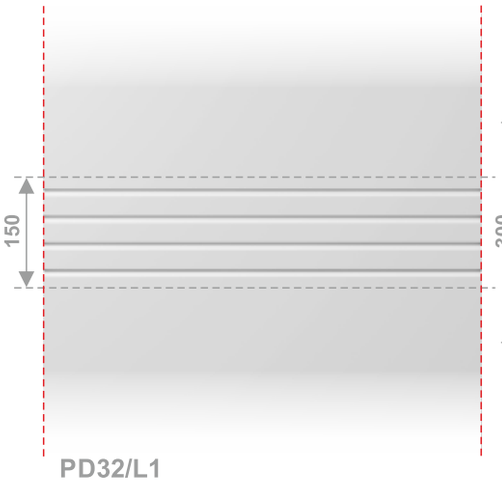

PD32/L1

PD32/L2

 © Zakaz kopiowania bez zgody autora. / © Prohibition copy without permission.



600 / 600 mm

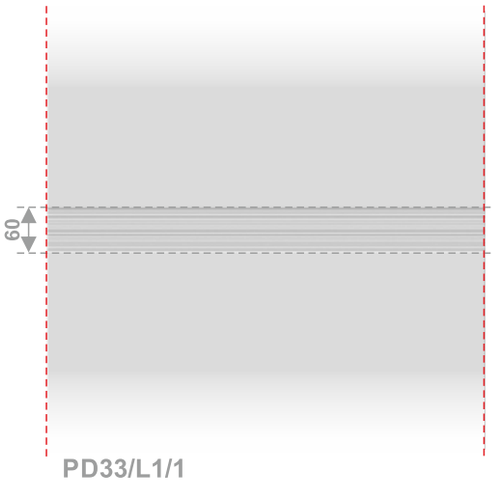

PD33/L1/1

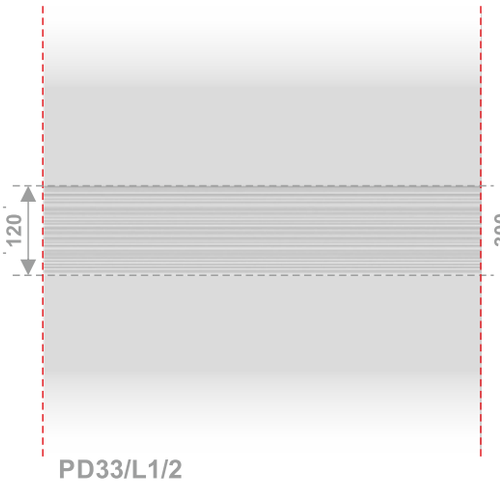

PD33/L1/2



PD33/L2





DP5.0/IX.18 | © Zakaz kopiowania bez zgody autora. / © Prohibition copy without permission.

modulo form

KIERUNEK WZORÓW
Zestawienie prezentuje standardowe kierunki wzorów (zgodne z naszymi katalogami).
Istnieje możliwość obrotu każdego wzoru o 90°.

PATTERN DIRECTION
The collection presents standard directions of patterns (as offered in our catalogues).
It is possible to rotate each pattern by 90°.

MUSTERRICHTUNG
Die obige Aufstellung stellt die Standard-Musterrichtungen (gemäß unseren Kataloge dar).
Es besteht die Möglichkeit der Drehung jedes Musters um 90°

PANELE DEKORACYJNE PDA/PDAF

PDA/PDAF DECORATIVE OPENWORK PANELS / DEKOR-AJOURPANEELE PDA/PDAF

PDA 1

PDA 2

PDA 3

PDA 4

PDA 5

PDA1F

PDA2F

PDA3F

PDA4F

PDA5F

PDA 6

PDA 7

PDA 8

PDA 9

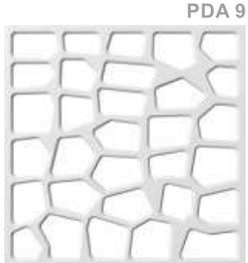

PDA 10

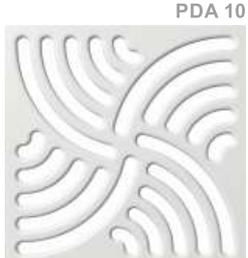

PDA6F

PDA7F

PDA8F

PDA9F

PDA10F

PDA 11



PDA 12



PDA 13

PDA 14

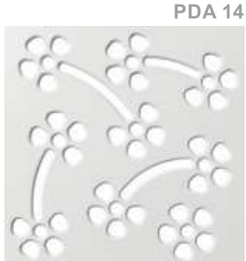

PDA 15

PDA11F

PDA12F

PDA13F

PDA14F

PDA15F

 © Zakaz kopiowania bez zgody autora. / © Prohibition copy without permission.

PANELE DEKORACYJNE PDA/PDAF

PDA/PDAF DECORATIVE OPENWORK PANELS / DEKOR-AJOURPANEELE PDA/PDAF

PDA 16

PDA 17



PDA 18



PDA 19

PDA 20

PDA16F

PDA17F

PDA18F

PDA19F

PDA20F

PDA 21



PDA 22

PDA 23

PDA 24

PDA 25

PDA21F

PDA22F

PDA23F

PDA24F

PDA25F

PDA 26



PDA 27



PDA 28

PDA 29

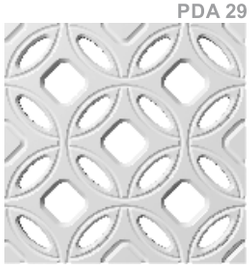

PDA 30

PDA26F

PDA27F

PDA28F

PDA29F

PDA30F

DP1.0/II.14 | © Zakaz kopiowania bez zgody autora. / © Prohibition copy without permission.

PDA1

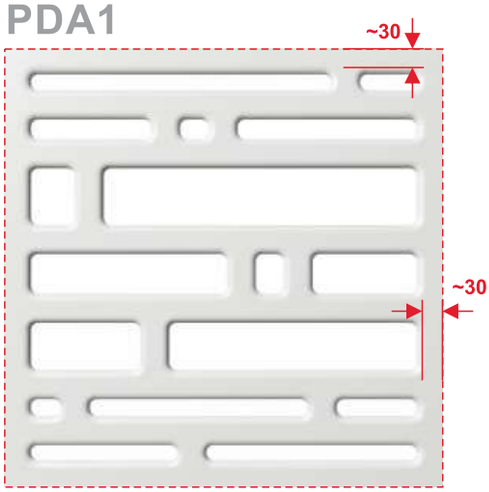

600 / 600 mm P4

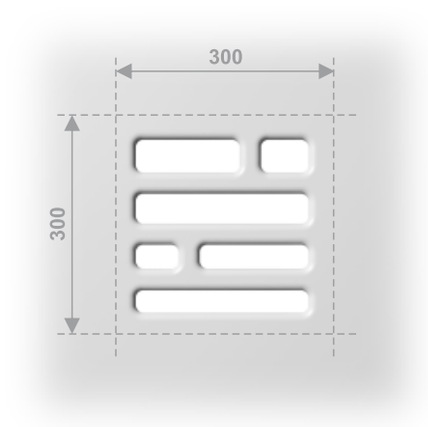

PDA1/P2/1

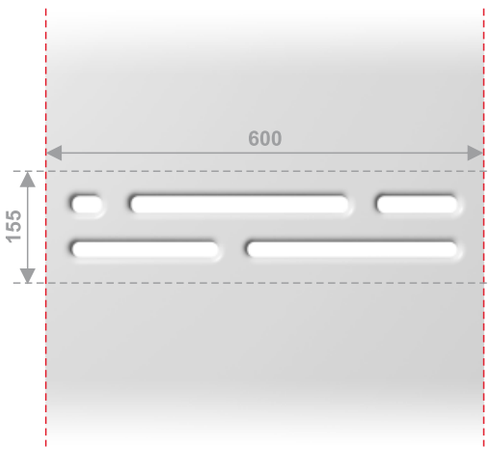

PDA1/P2/2

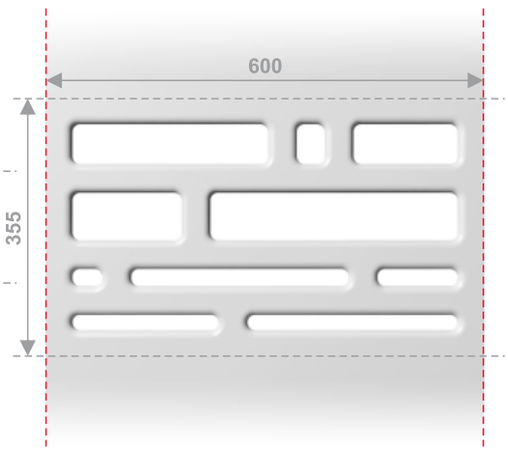

PDA1/P3



PL
- parawan ażurowy wolnostojący
- grubość 24 mm
- szerokość skrzydła 600 mm
- wysokość skrzydła 1800 mm
- zawias w krawędzi bocznej
- wariant wykonania dwustronny A+A''

EN
- *freestanding openwork screen*
- *thickness: 24 mm*
- *leaf width: 600 mm*
- *leaf height: 1800 mm*
- *hinge on the side edge*
- *two-sided option A+A''*

DE
- freistehende Ajour-Trennwand
- Stärke 24 mm
- Flügelbreite 600 mm
- Flügelhöhe 180 mm
- Scharnier in Seitenkante
- Zweiseitige Ausführungsvariante A+A''

 © Zakaz kopiowania bez zgody autora. / © Prohibition copy without permission.

PDA1F

600 / 600 mm P4

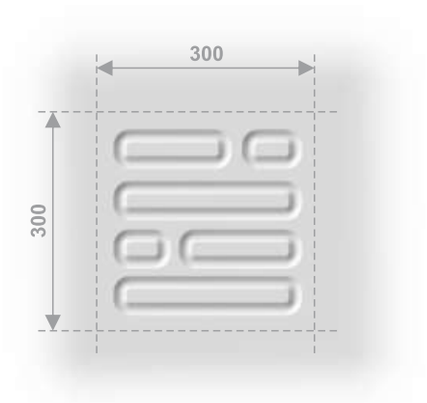

PDA1F/P2/1F

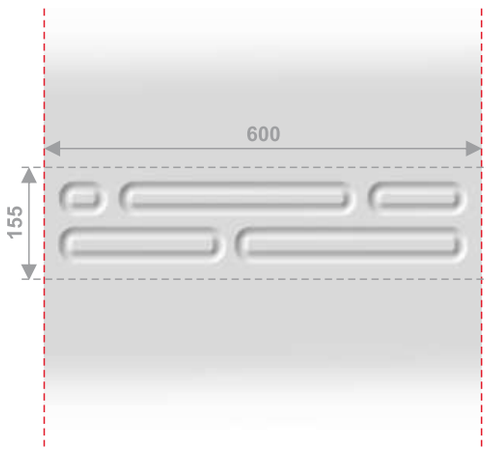

PDA1F/P2/2F

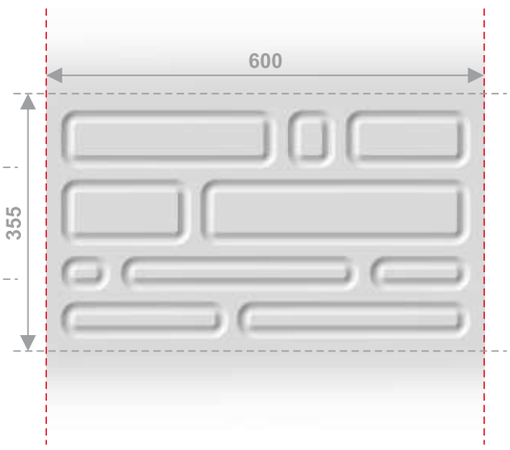

PDA1F/P3F

DP1.0/II.14 | © Zakaz kopiowania bez zgody autora. / © Prohibition copy without permission.

PDA2

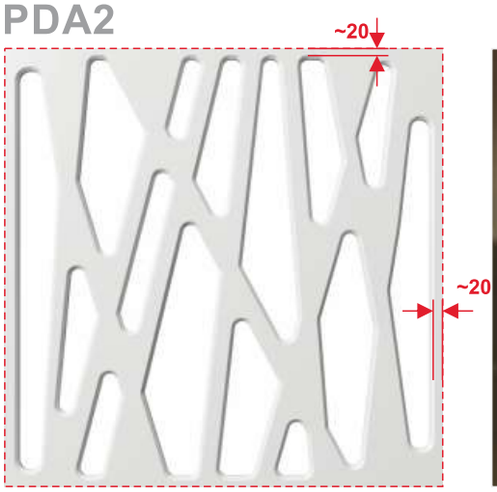

600 / 600 mm P4

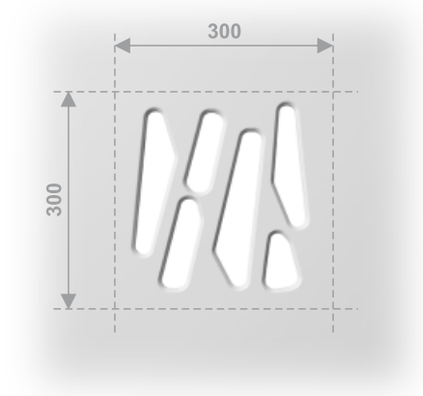

PDA2/P2

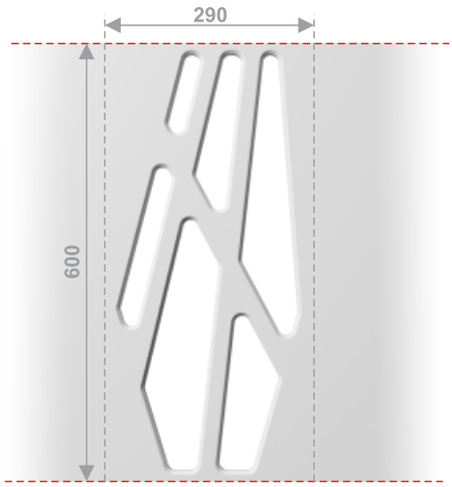

PDA2/P3



PL
- ekran okienny
- grubość 12 mm
- szerokość 600 mm
- wysokość 1800 mm
- marg. górny 600 mm
- obrót o 90°

EN
- window screen
- thickness: 12 mm
- width: 600 mm
- height: 1800 mm
- upper margin: 600 mm
- rotation of 90°

DE
- Fensterschirm
- Stärke 12 mm
- Breite 600 mm
- Höhe 1800 mm
- Oberrand 600 mm
- Drehung um 90°



PL
- maskownica grzejnika
- grubość 10 mm
- szerokość 600 mm
- wysokość 1200 mm
- zawieszki tylne
- obrót o 90°

EN
- radiator cover
- thickness: 10 mm
- width: 600 mm
- height: 1200 mm
- rear hangers
- rotation of 90°

DE
- Abdeckrahmen
- des Heizkörpers
- Stärke 10 mm
- Breite 600 mm
- Höhe 1200 mm
- hintere Aufhängungen
- Drehung um 90°

DP1.0/II.14 | © Zakaz kopiowania bez zgody autora. / © Prohibition copy without permission.

PDA2F



600 / 600 mm P4

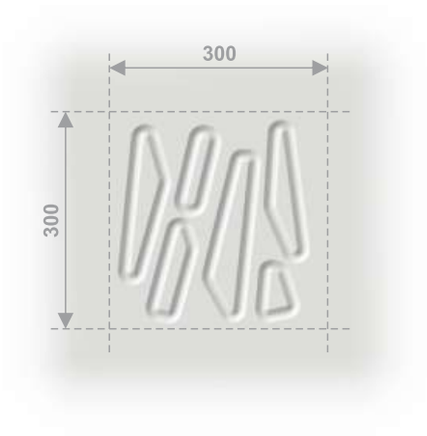

PDA2F/P2F

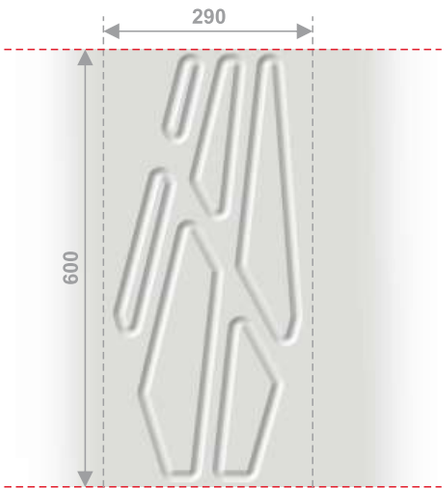

PDA2F/P3F

PDA3

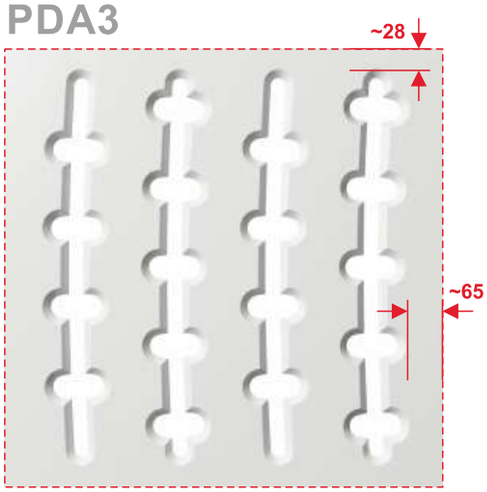

600 / 600 mm P4



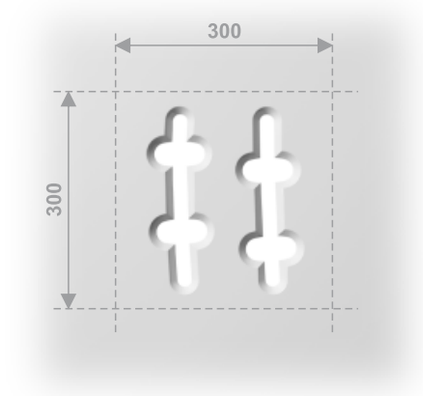

PDA3/P2/1

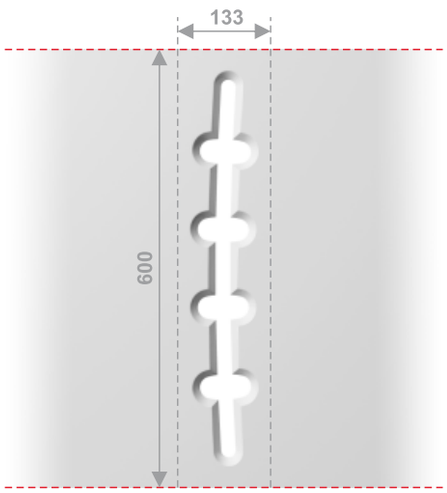

PDA3/P2/2

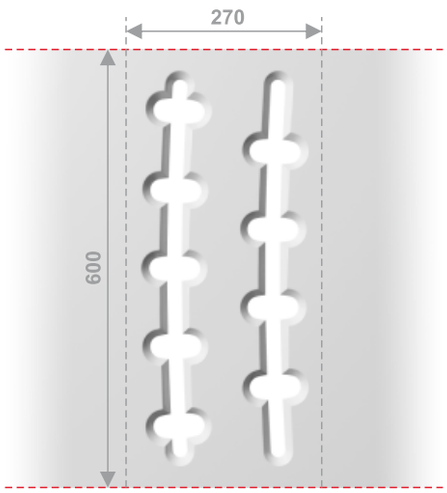

PDA3/P3

PL
- drzwi garderoby
- grubość 10 mm
- szerokość 1100 mm
- wysokość 2000 mm
- margines górny i dolny 700 mm
- margines lewy / prawy 300 mm

EN
- wardrobe door
- thickness: 10 mm
- width: 1100 mm
- height: 2000 mm
- upper and lower margin: 700 mm
- left / right margin: 300 mm

DE
- Garderobentür
- Stärke 10 mm
- Breite 1100 mm
- Höhe 2000 mm
- Ober- und Unterrand: 700 mm
- rechter/linker Rand 300 mm

 © Zakaz kopiowania bez zgody autora. / © Prohibition copy without permission.

PDA3F

600 / 600 mm

P4

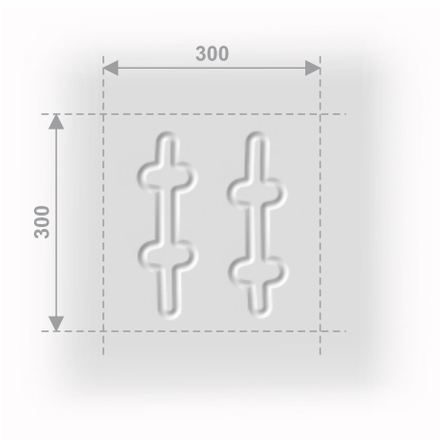

PDA3F/P2/1F

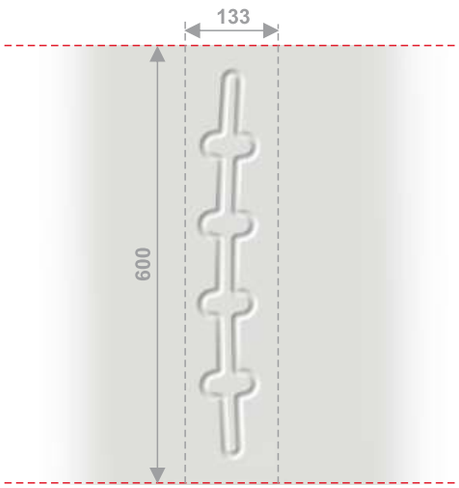

PDA3F/P2/2F



PDA3F/P3F

DP1.0/II.14 | © Zakaz kopiowania bez zgody autora. / © Prohibition copy without permission.

PDA4

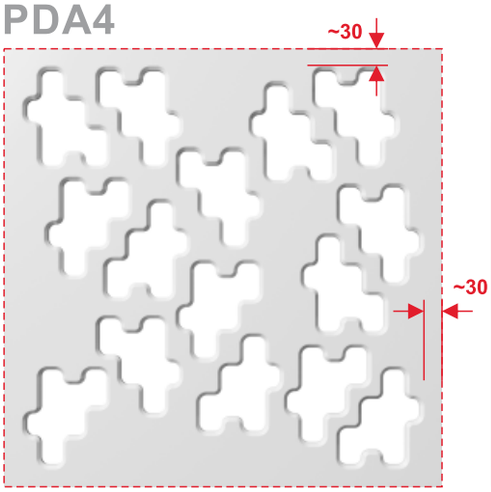

600 / 600 mm

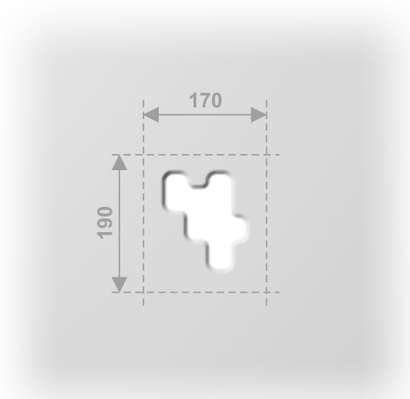

PDA4/P1

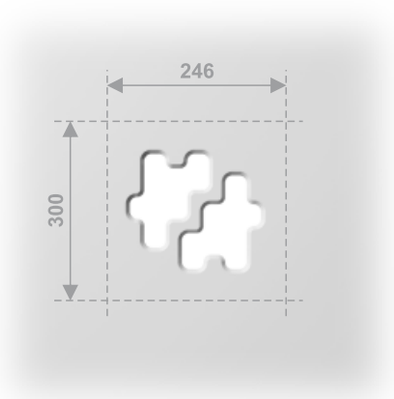

PDA4/P2/1

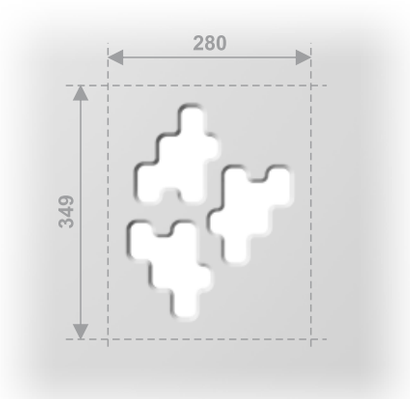

PDA4/P2/2

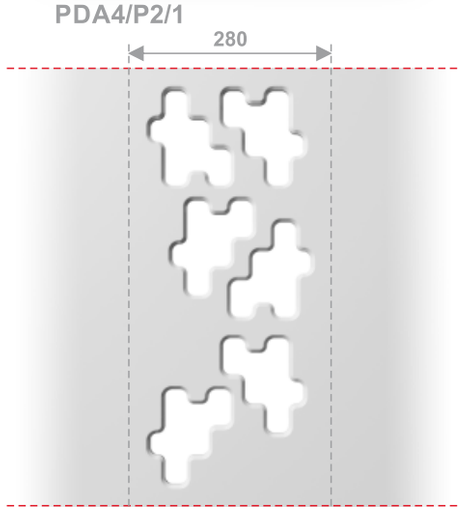

PDA4/P3

DP1.0/II.14 | © Zakaz kopiowania bez zgody autora. / © Prohibition copy without permission.

PDA4F



600 / 600 mm P4

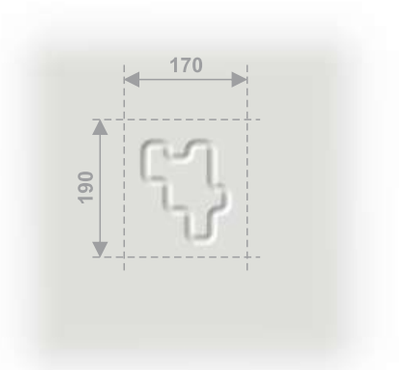

PDA4F/P1F

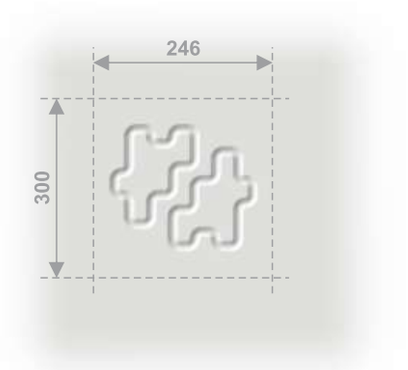

PDA4F/P2/1F

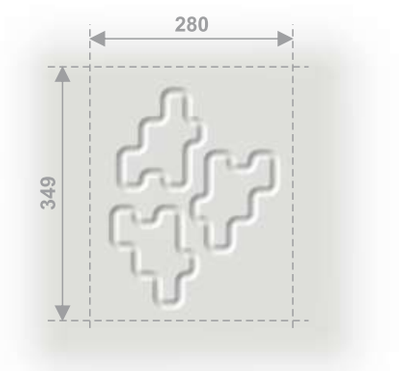

PDA4F/P2/2F



PDA4F/P3F

DP1.0/II.14 | © Zakaz kopiowania bez zgody autora. / © Prohibition copy without permission.

PDA5

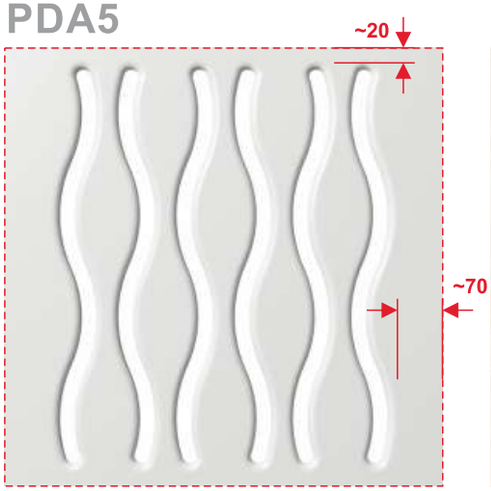

600 / 600 mm

P4

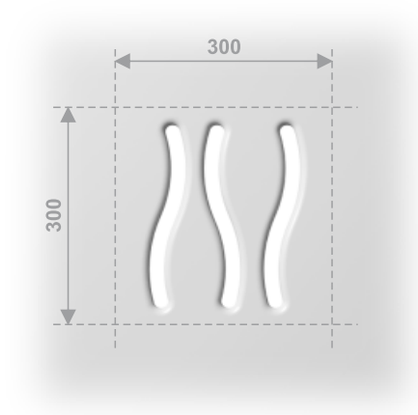

PDA5/P2/1

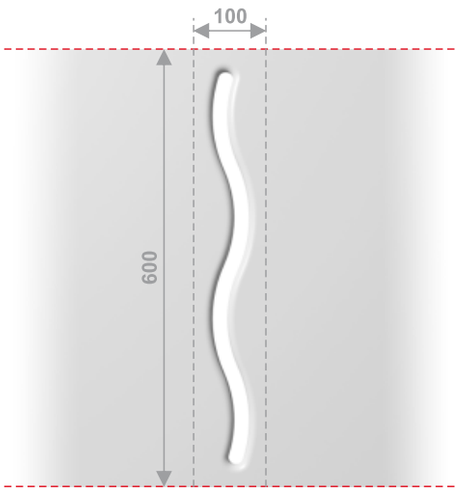

PDA5/P2/2

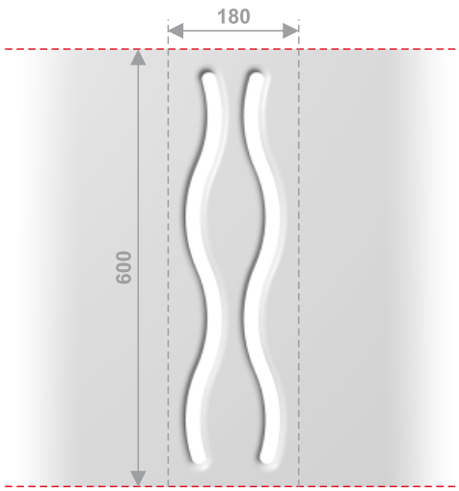

PDA5/P3



PL
- drzwi garderoby
- grubość 10 mm (w miejscu ażurowym montowane szkło z tyłu, przez co grubość może ulec zmianie)
- szerokość 1100 mm
- wysokość 2400 mm
- margines prawy / lewy 600 mm
- margines górny i dolny po 300 mm
- obrót o 90°

EN
- *wardrobe door*
- *thickness: 10 mm (glass fixed from behind in the openwork area)*
- *width: 1100 mm*
- *height: 2400 mm*
- *right / left margin: 600 mm*
- *upper and lower margin: 300 mm each*
- rotation of 90°

DE
- Garderobentür
- Stärke 10 mm (an Ajourstelle hinten montiertes Glas)
- Breite 1100 mm
- Höhe 2400 mm
- rechter/linker Rand 600 mm
- Ober- und Unterrand je 300 mm
- Drehung um 90°

DP1.0/II.14 | © Zakaz kopiowania bez zgody autora. / © Prohibition copy without permission.

PDA5F

600 / 600 mm P4

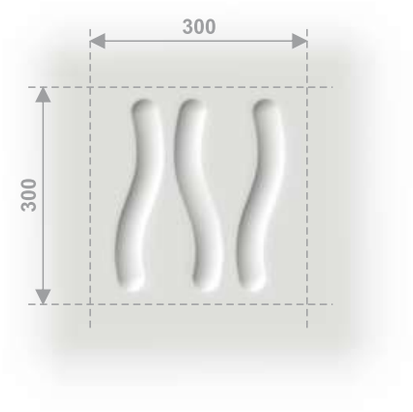

PDA5F/P2/1F

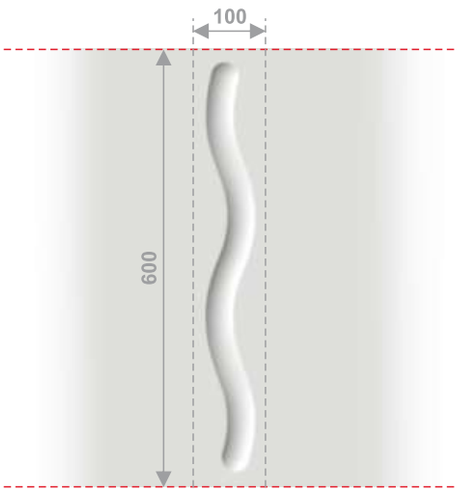

PDA5F/P2/2F

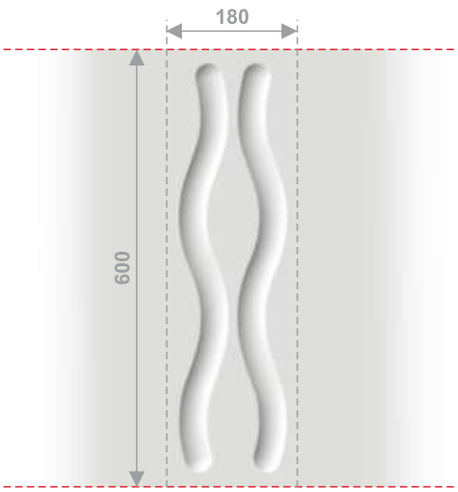

PDA5F/P3F

DP1.0/II.14 | © Zakaz kopiowania bez zgody autora. / © Prohibition copy without permission.

PDA6

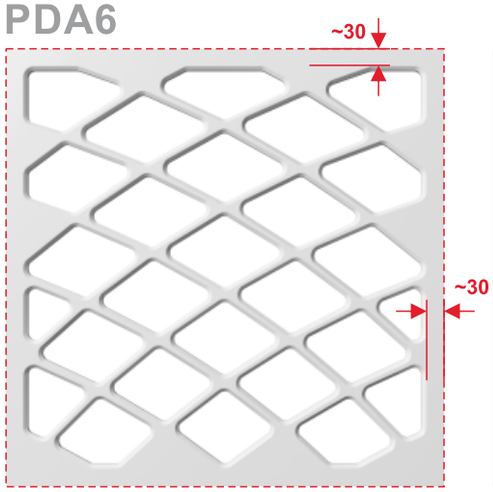

600 / 600 mm

P4

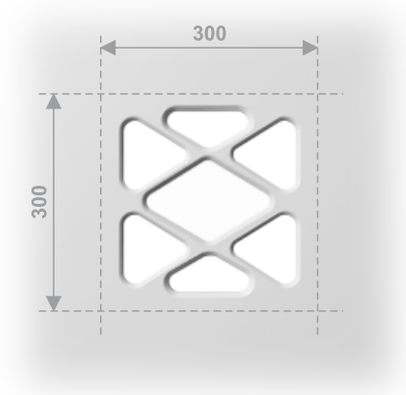

PDA6/P2/1

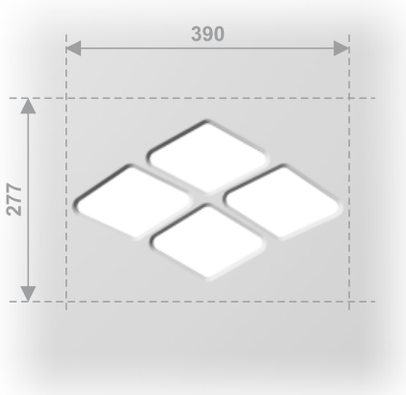

PDA6/P2/2

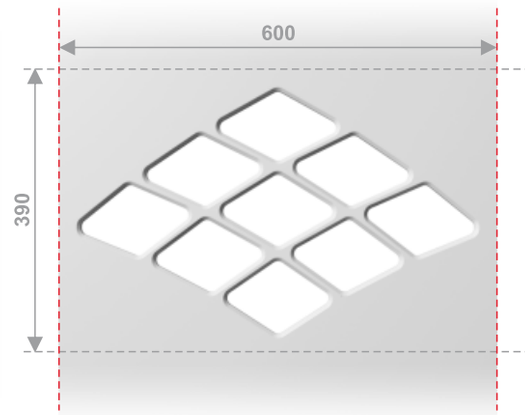

PDA6/P3/1

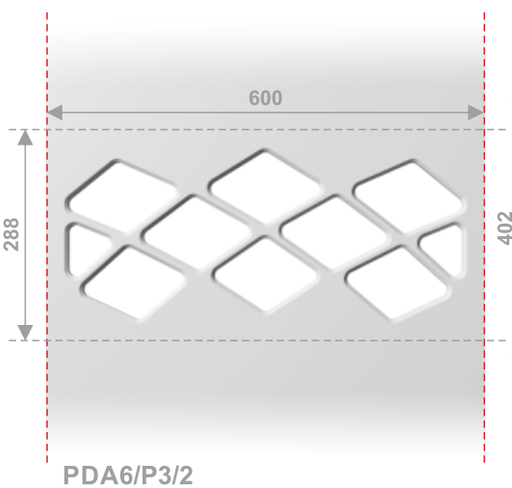

PDA6/P3/2

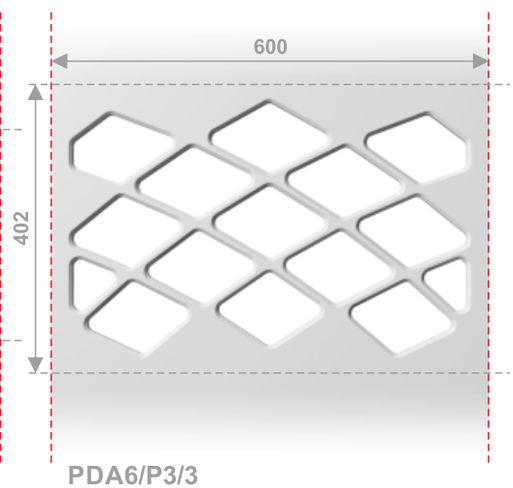

PDA6/P3/3

 © Zakaz kopiowania bez zgody autora. / © Prohibition copy without permission.

PDA6F

600 / 600 mm P4

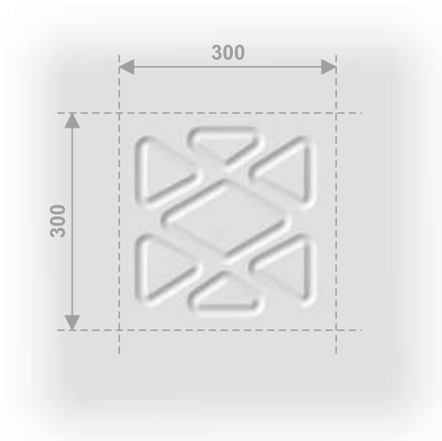

PDA6F/P2/1F

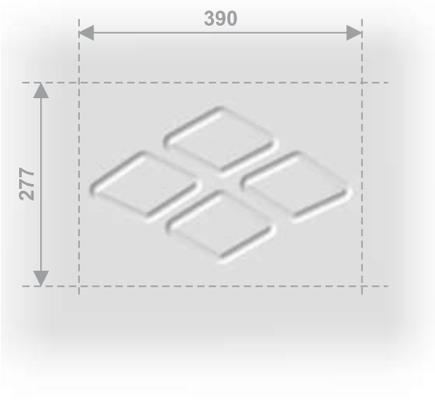

PDA6F/P2/2F

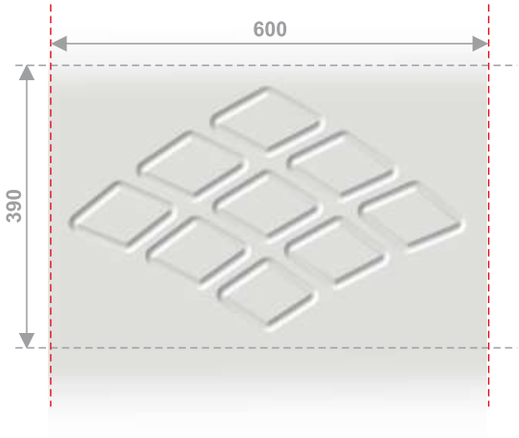

PDA6F/P3/1F

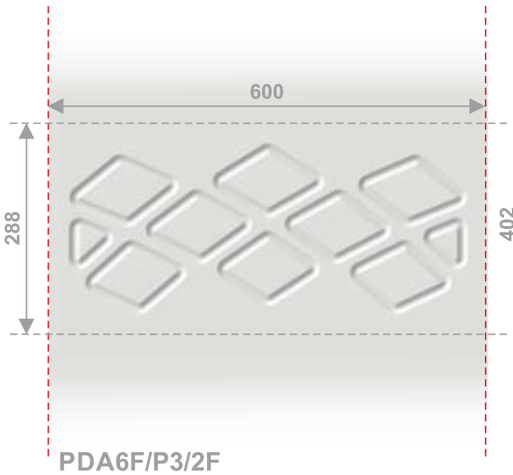

PDA6F/P3/2F

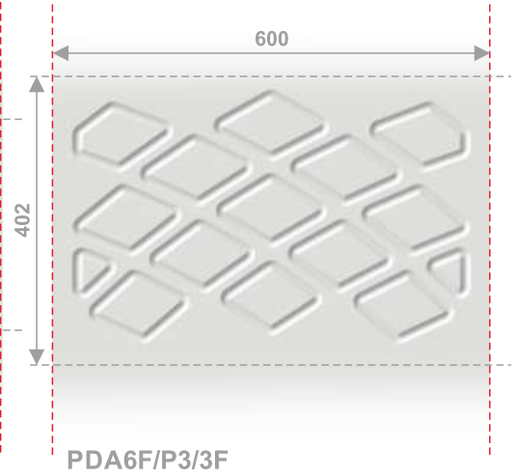

PDA6F/P3/3F

DP1.0/II.14 | © Zakaz kopiowania bez zgody autora. / © Prohibition copy without permission.

PDA7

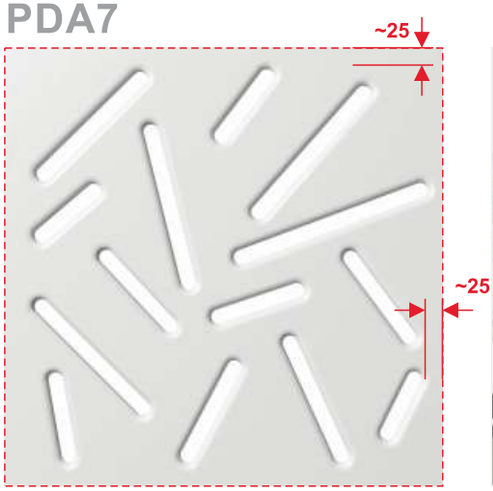

600 / 600 mm P4

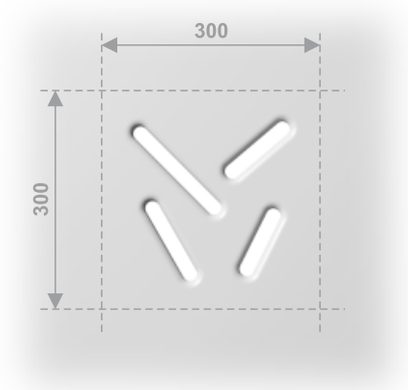

PDA7/P2

PL
- maskownica grzejnika
- grubość 12 mm
- szerokość 1200 mm
- wysokość 600 mm
- montaż na zawieszkach tylnych
- dostępne standardowe grubości elem. ażurowych to 10 lub 12 mm (ewentualnie 3 mm bez frezu profilowego)

EN
- *radiator cover*
- *thickness: 12 mm*
- *width: 1200 mm*
- *height: 600 mm*
- *fixed on rear hangers*
- *thickness of the available standard openwork elements is 10 or 12 mm (possibly 3 mm without the profile cut)*

DE
- Abdeckrahmen des Heizkörpers
- Stärke 12 mm
- Breite 1200 mm
- Höhe 600 mm
- Montage auf hinteren Aufhängungen
- erhältlich Standardstärken der Ajourelemente 10 oder 12 mm (eventuell 3 mm ohne Profilfräse)

 © Zakaz kopiowania bez zgody autora. / © Prohibition copy without permission.

PDA7F

600 / 600 mm P4

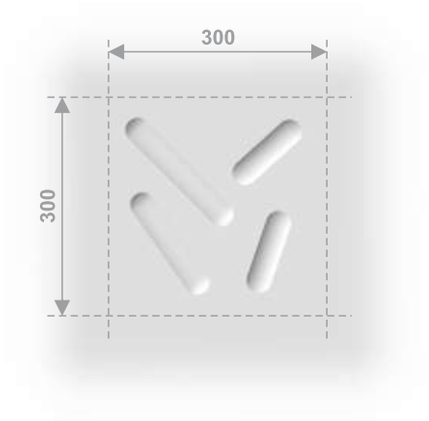

PDA7F/P2F

PDA8

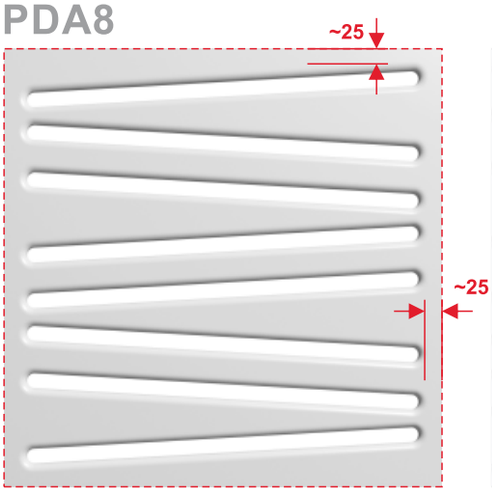

600 / 600 mm P4

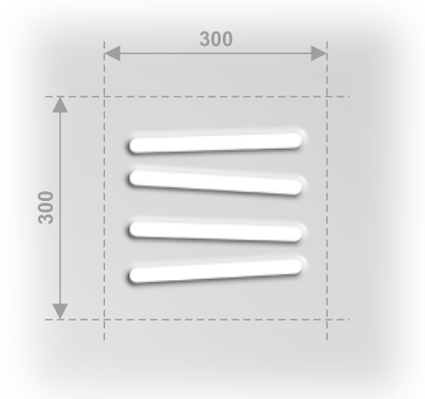

PDA8/P2/1



PDA8/P2/2

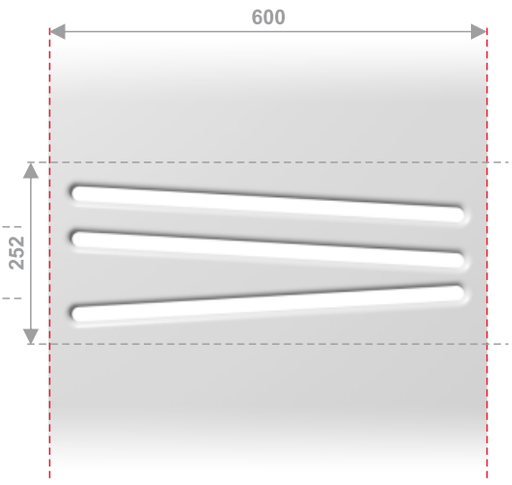

PDA8/P3

PL
- ścianka działowa
- grubość 20 mm
- wariant dwustronny A+A"
- szerokość 600 mm
- wysokość 2400 mm
- montaż górny i dolny
  za pomocą profilu aluminiowego

EN
- dividing wall
- thickness: 20 mm
- two-sided option A+A"
- width: 600 mm
- height: 2400 mm
- upper and lower fixing with the use of an aluminium profile

DE
- Trennwand
- Stärke 20 mm
- zweiseitige Variante A+A"
- Breite 600 mm
- Höhe 2400 mm
- Ober- und Untermontage mittels des Aluminiumprofils

 © Zakaz kopiowania bez zgody autora. / © Prohibition copy without permission.

PDA8F

600 / 600 mm P4

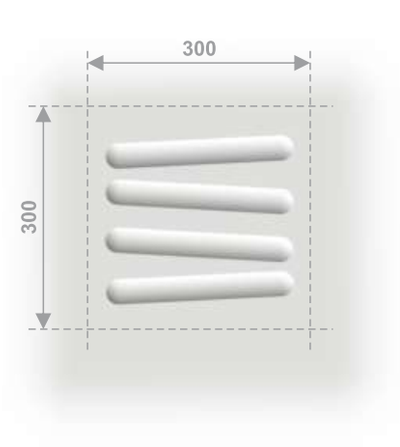

PDA8F/P2/1F

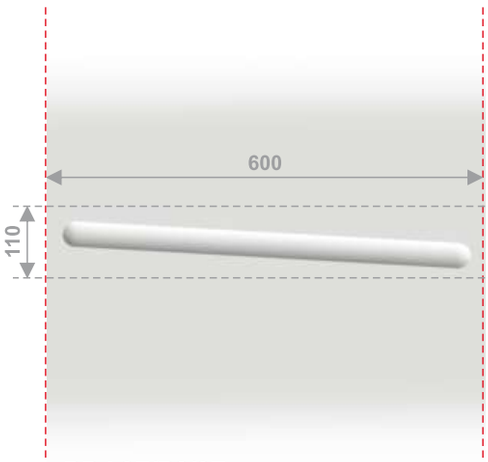

PDA8F/P2/2F

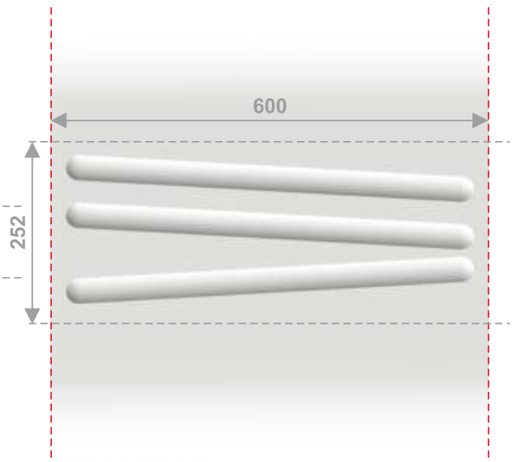

PDA8F/P3F

© Zakaz kopiowania bez zgody autora. / © Prohibition copy without permission.

PDA9

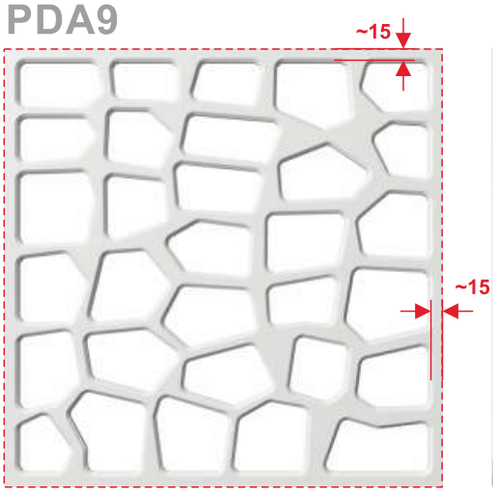

600 / 600 mm P4

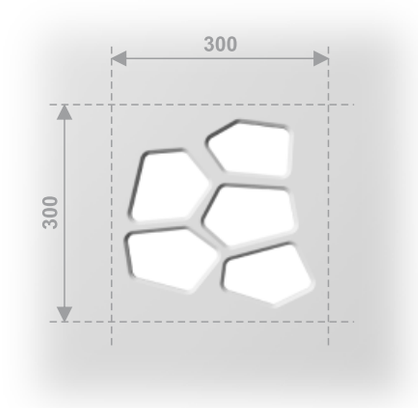

PDA9/P2

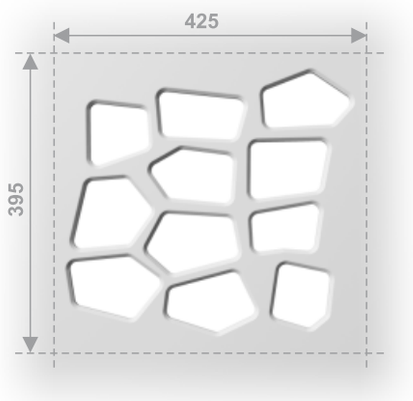

PDA9/P3/1

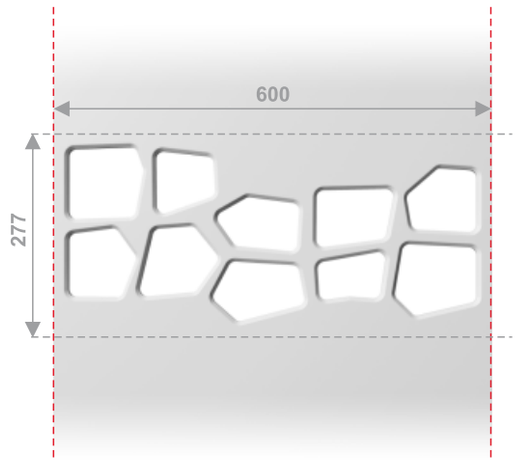

PDA9/P3/2

PL
- front meblowy
- grubość 22 mm
- szerokość 600 mm
- wysokość 600 mm
- zawias boczny

EN
- furniture front
- thickness: 22 mm
- width: 600 mm
- height: 600 mm
- side hinge

DE
- Möbelfront
- Stärke 22 mm
- Breite 600 mm
- Höhe 600 mm
- Seitenscharnier

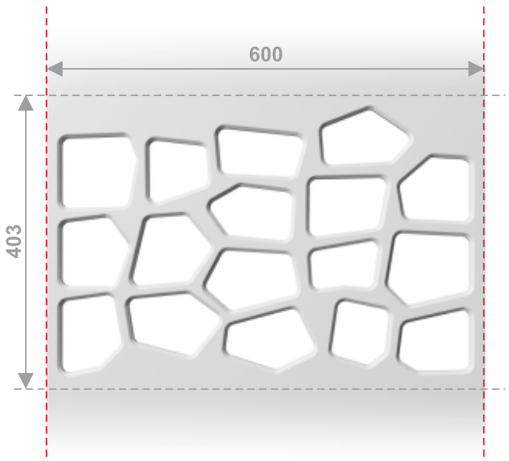

PDA9/P3/3

DP1.0/II.14 | © Zakaz kopiowania bez zgody autora. / © Prohibition copy without permission.

PDA9F

600 / 600 mm P4

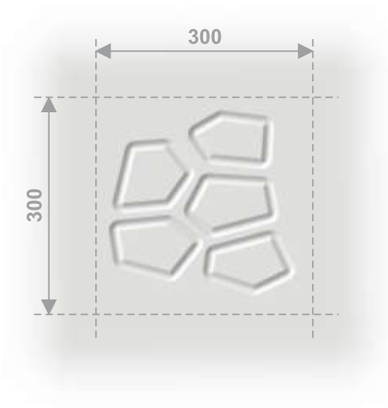

PDA9F/P2F



PDA9F/P3/1F

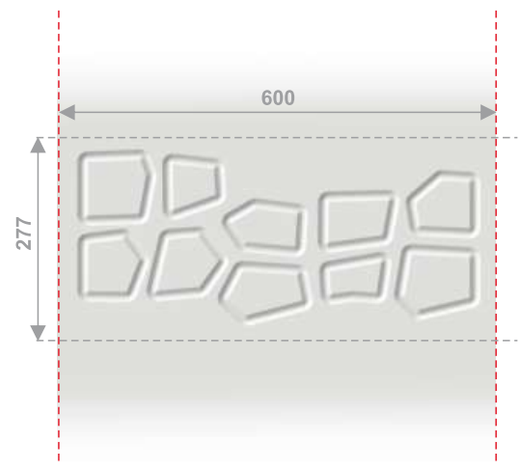

PDA9F/P3/2F

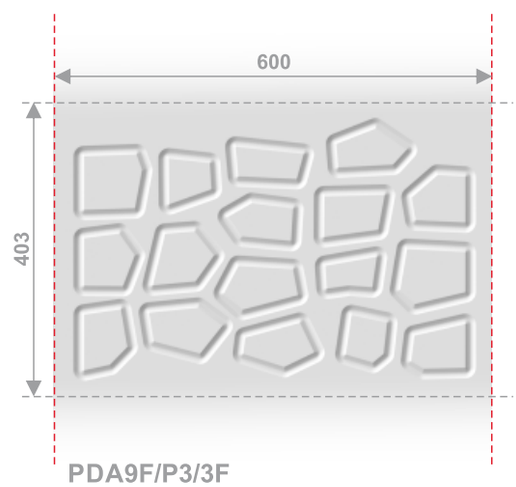

PDA9F/P3/3F

DP1.0/II.14 | © Zakaz kopiowania bez zgody autora. / © Prohibition copy without permission.

PDA10

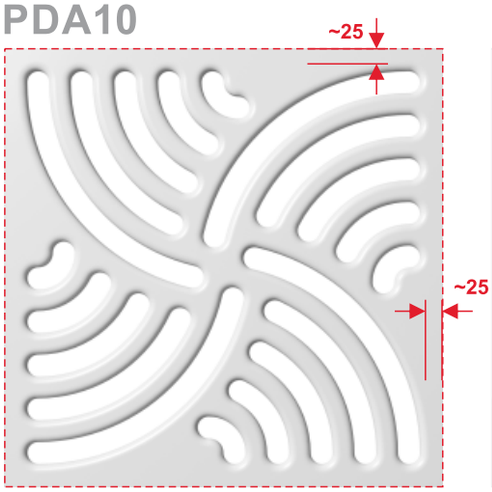

600 / 600 mm P4

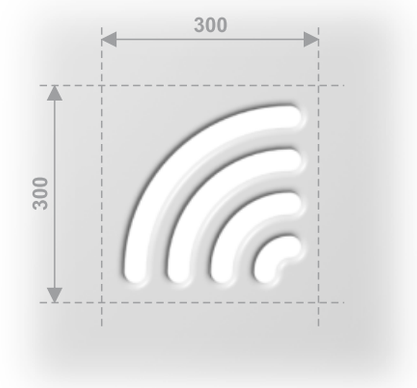

PDA10/P2

PL
- drzwi przesuwne
- grubość 12 mm
- szerokość 600 mm
- wysokość 2400 mm
- margines dolny i górny 300 mm

EN
- sliding door
- thickness: 12 mm
- width: 600 mm
- height: 2400 mm
- lower and upper margin: 300 mm

DE
- Schiebetür
- Stärke 12 mm
- Breite 600 mm
- Höhe 2400 mm
- Unter- und Oberkante je 300 mm

 © Zakaz kopiowania bez zgody autora. / © Prohibition copy without permission.

PDA10F

600 / 600 mm P4

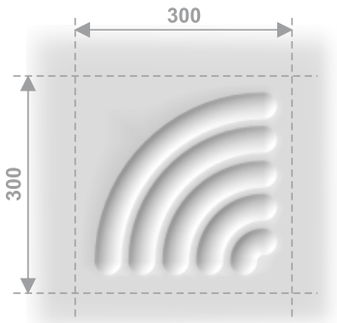

PDA10F/P2F

PDA11

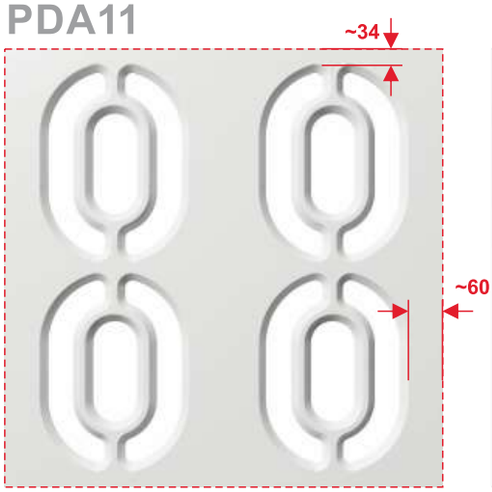

600 / 600 mm P4

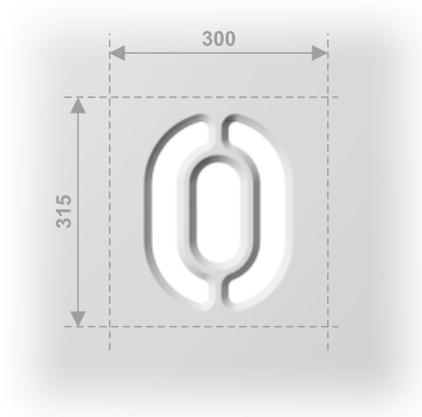

PDA11/P2

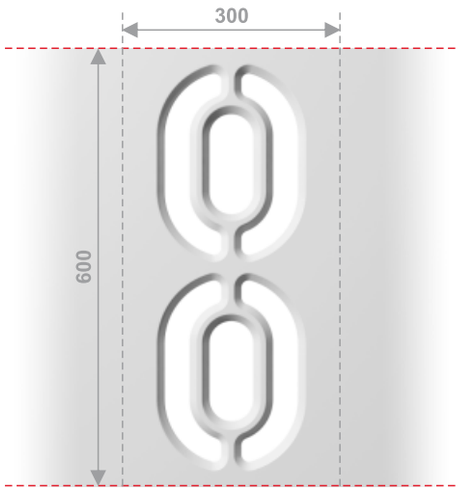

PDA11/P3

PL
- ekran dzielący

EN
- *division screen*

DE
- Trennschirm

- dělící příčka
- tloušťka 12 mm
- šířka 600 mm
- výška 2400 mm
- horní a spodní okraj 600 mm

DP1.0/II.14 | © Zakaz kopiowania bez zgody autora. / © Prohibition copy without permission.

PDA11F

600 / 600 mm P4



PDA11F/P2F

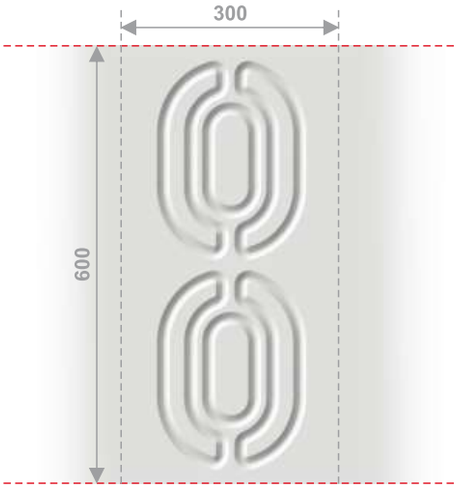

PDA11F/P3F

DP1.0/II.14 | © Zakaz kopiowania bez zgody autora. / © Prohibition copy without permission.

PDA12

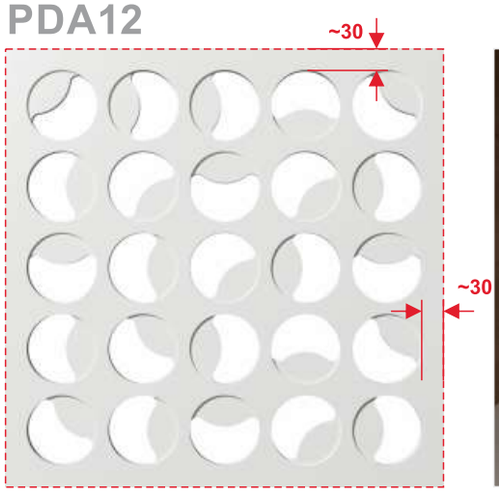

600 / 600 mm P4

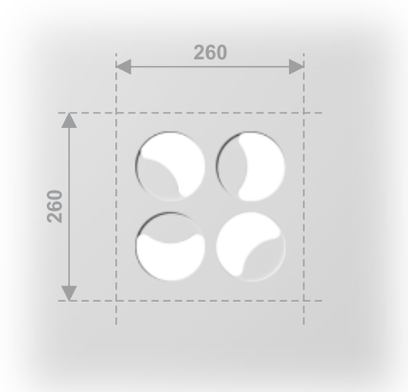

PDA12/P2/1

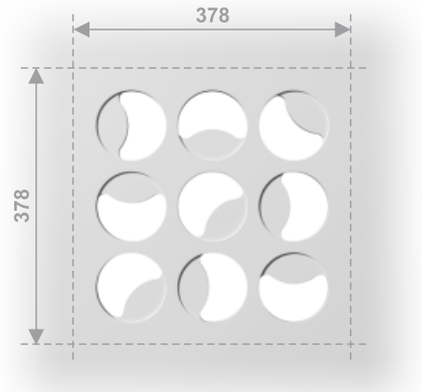

PDA12/P3/1

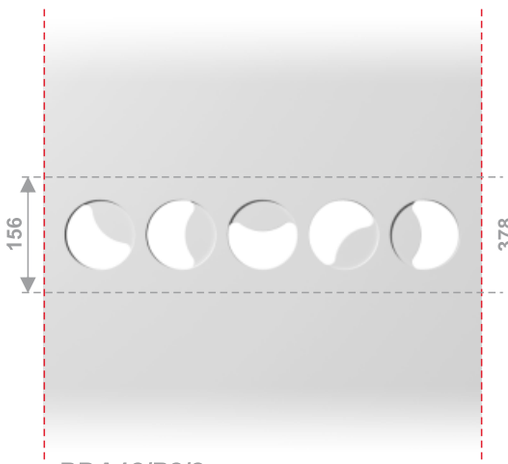

PDA12/P2/2

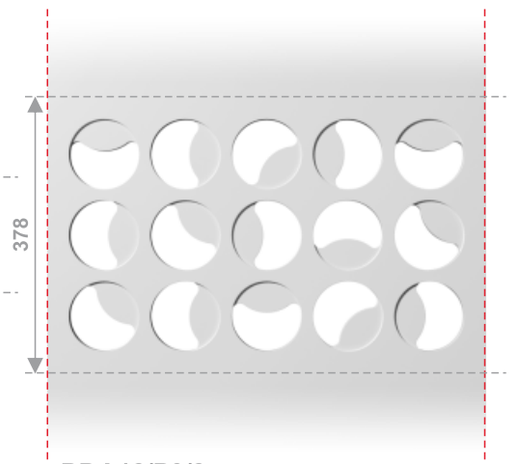

PDA12/P3/2

- dělící příčka
- síla 10 mm
- šířka 1200 mm
- výška 2400 mm
- bezpečnostní sklo mezi dvěma panely

 © Zakaz kopiowania bez zgody autora. / © Prohibition copy without permission.

PDA12F

600 / 600 mm P4

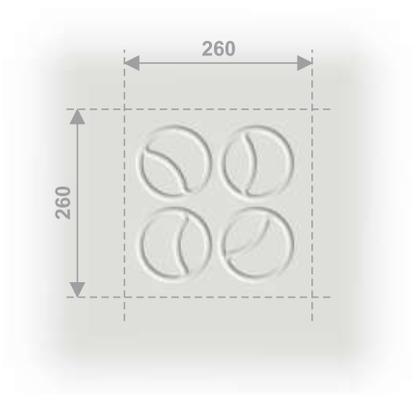

PDA12F/P2/1F

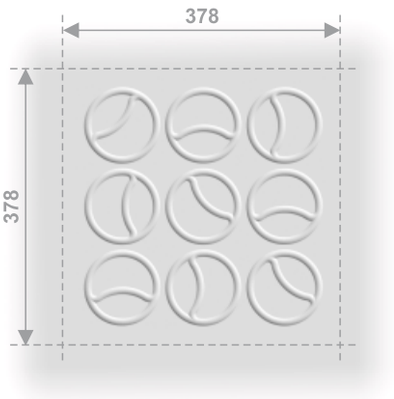

PDA12F/P3/1F

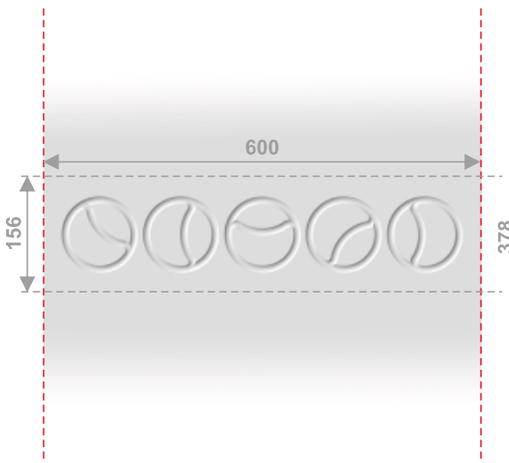

PDA12/P2/2F

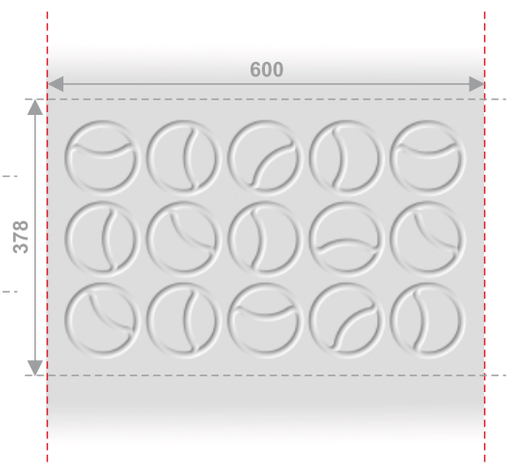

PDA12/P3/2F

DP1.0/II.14 | © Zakaz kopiowania bez zgody autora. / © Prohibition copy without permission.

PDA13

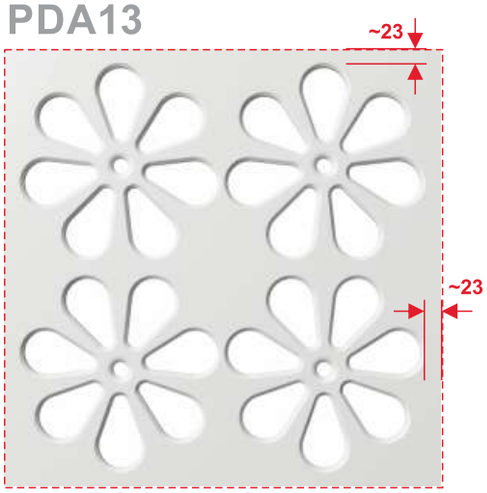

600 / 600 mm

P4

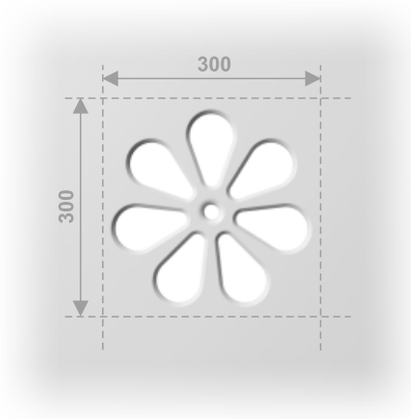

PDA13/P2

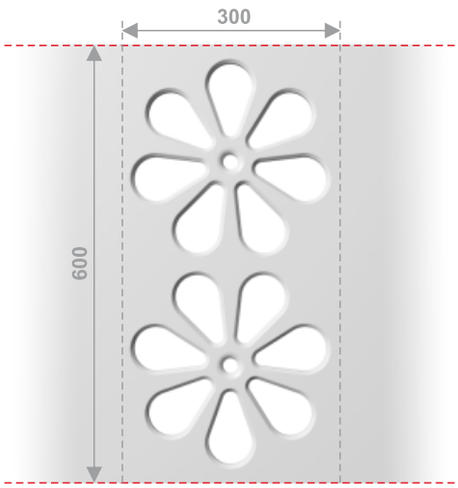

PDA13/P3

PL
- drzwi garderoby
- grubość 10 mm
- szerokość 400 mm
- wysokość 2000 mm

EN
- wardrobe door
- thickness: 10 mm
- width: 400 mm
- height: 2000 mm

DE
- Garderobentür
- Stärke 10 mm
- Breite 400 mm
- Höhe 2000 mm

DP1.0/II.14 | © Zakaz kopiowania bez zgody autora. / © Prohibition copy without permission.

PDA13F

600 / 600 mm P4

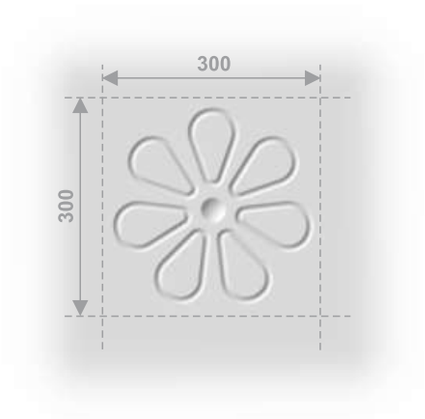

PDA13F/P2F



PDA13F/P3F

DP5.0/IX.18 | © Zakaz kopiowania bez zgody autora. / © Prohibition copy without permission.

PDA14

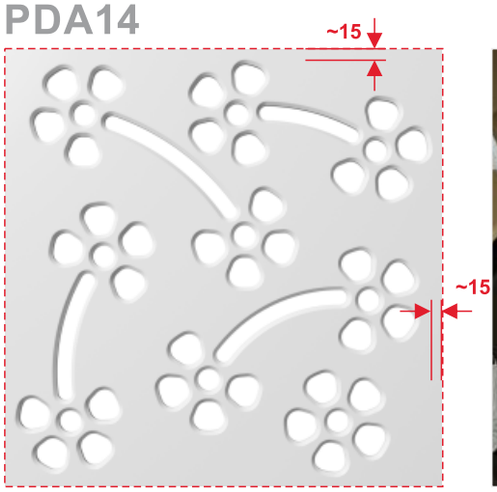

600 / 600 mm P4



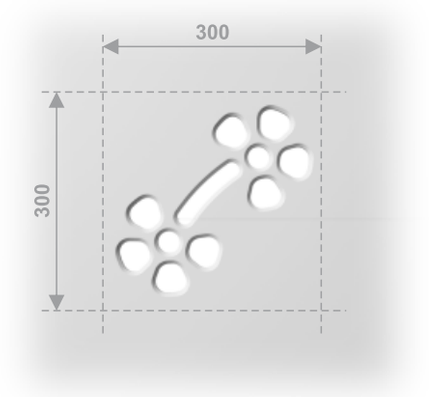

PDA14/P2

PL
- parawan ażurowy wolnostojący
- grubość 24 mm
- szerokość skrzydła 600 mm
- wysokość skrzydła 1800 mm
- zawias w krawędzi bocznej
- wariant wykonania dwustronny A+A"

EN
- freestanding openwork screen
- thickness: 24 mm
- leaf width: 600 mm
- leaf height: 1800 mm
- hinge on the side edge
- two-sided option A+A"

DE
- freistehende Ajour-Trennwand
- Stärke 24 mm
- Flügelbreite 600 mm
- Flügelhöhe 1800 mm
- Scharnier in Seitenkante
- Ausführungsvariante A+A"

 © Zakaz kopiowania bez zgody autora. / © Prohibition copy without permission.

PDA14F



600 / 600 mm P4

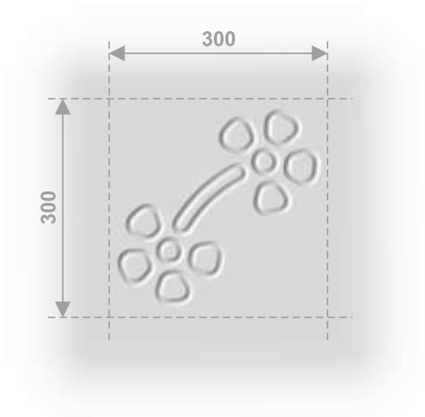

PDA14F/P2F

PDA15

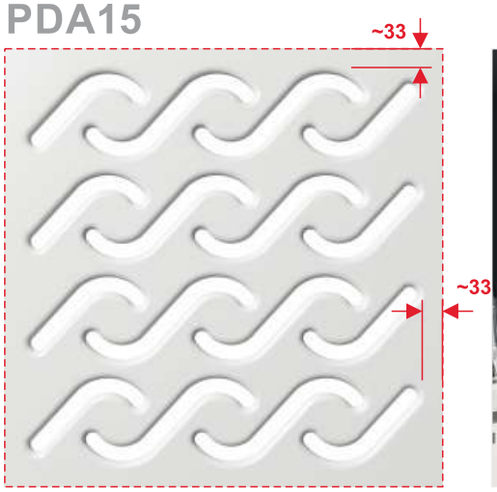

600 / 600 mm

P4

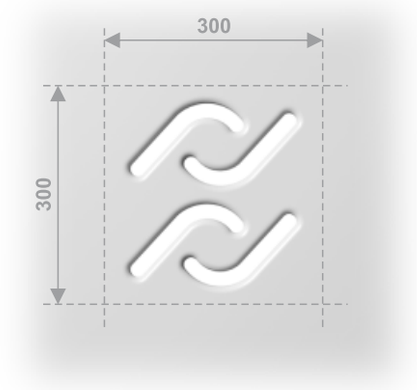

PDA15/P2/1

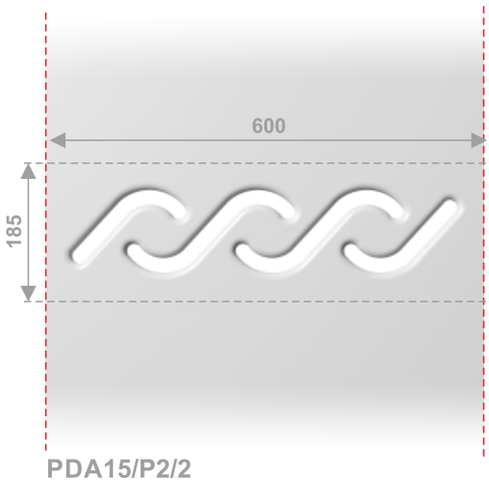

PDA15/P2/2



PDA15/P3

PL
- ekran okienny przesuwny
- grubość 12 mm
- szerokość 600 mm
- wysokość 1800 mm

EN
- window sliding screen
- thickness: 12 mm
- width: 600 mm
- height: 1800 mm

DE
- verschiebbarer Fensterschirm
- Stärke 12 mm
- Breite 600 mm
- Höhe 1800 mm

DP1.0/II.14 | © Zakaz kopiowania bez zgody autora. / © Prohibition copy without permission moduloform

PDA15F

600 / 600 mm P4F

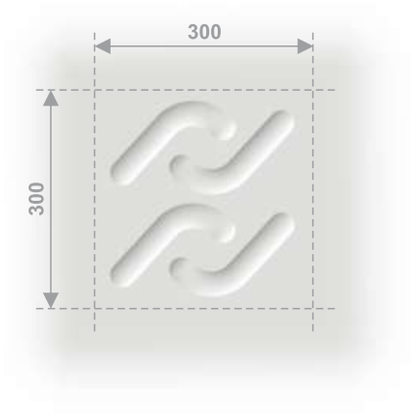

PDA15F/P2/1F



PDA15F/P2/2F

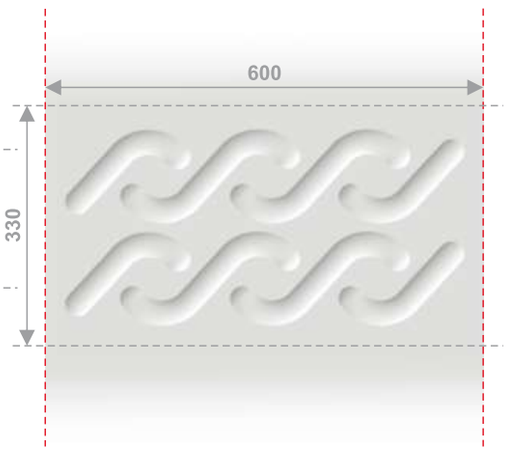

PDA15/P3F

DP1.0/II.14 | © Zakaz kopiowania bez zgody autora. / © Prohibition copy without permission.

PDA16

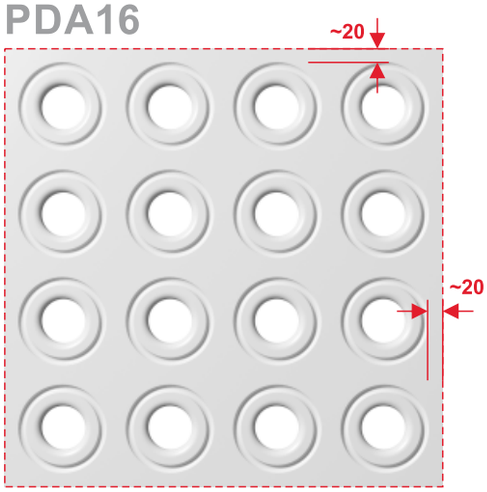

600 / 600 mm P4



PDA16/P1

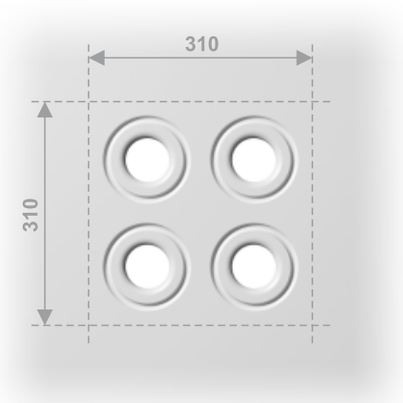

PDA16/P2/1



PDA16/P2/2

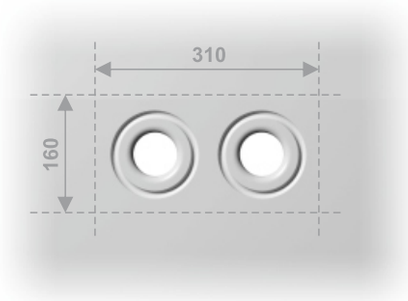

PDA16/P2/3

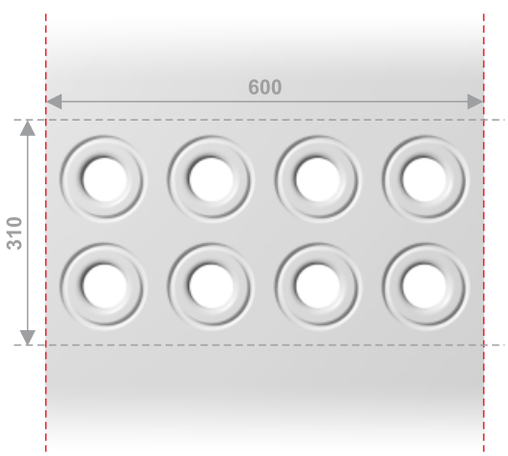

PDA16/P3

- ornament linkový
- síla 12 mm
- šířka 1800 mm
- výška 500 mm
- horní a spodní okraj 50 mm

DP1.0/II.14 | © Zakaz kopiowania bez zgody autora. / © Prohibition copy without permission.

PDA16F

600 / 600 mm P4F



PDA16F/P1F

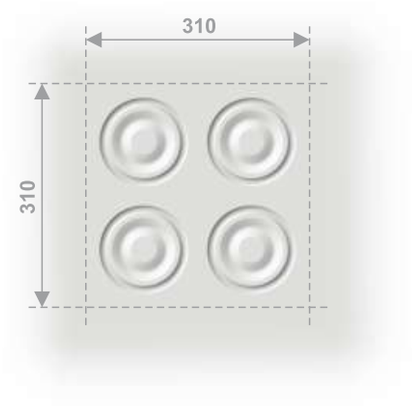

PDA16F/P2/1F

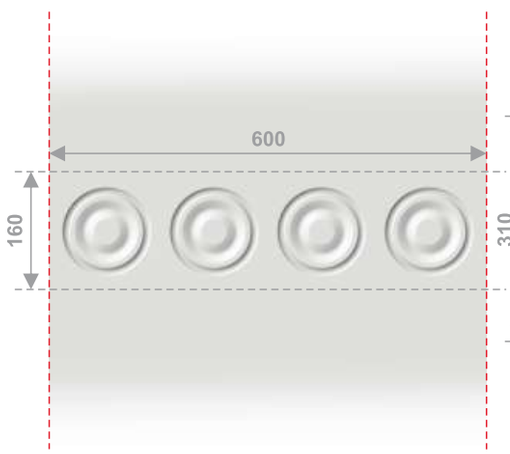

PDA16/P2/2F



PDA16/P3F

DP1.0/II.14 | © Zakaz kopiowania bez zgody autora. / © Prohibition copy without permission.

PDA17

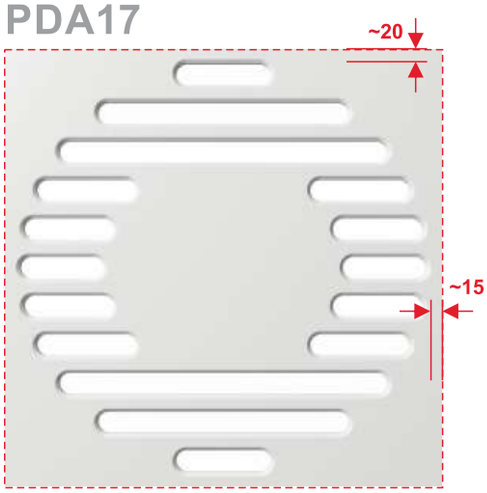

600 / 600 mm P4

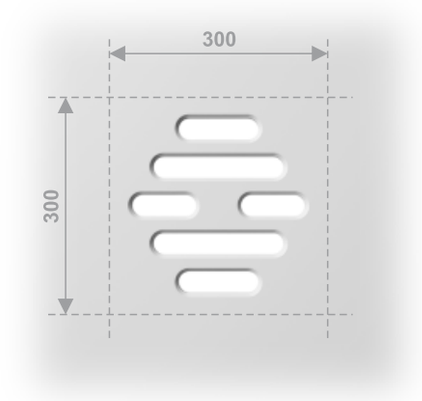

PDA17/P2

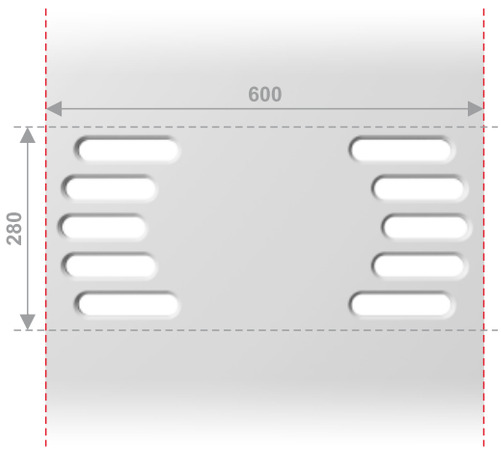

PDA17/P3

PL
- ekran maskujący
- grubość 12 mm
- szerokość 2400 mm
- wysokość 600 mm
- stelaż dystansowy

EN
- masking screen
- thickness: 12 mm
- width: 2400 mm
- height: 600 mm
- spacer frame

DE
- Abdeckschirm
- Stärke 12 mm
- Breite 2400 mm
- Höhe 600 mm
- Distanzgestell

 © Zakaz kopiowania bez zgody autora. / © Prohibition copy without permission.

PDA17F



600 / 600 mm P4

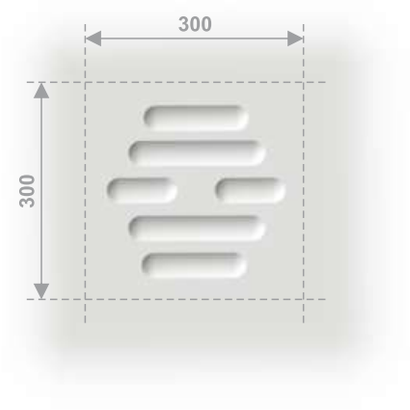

PDA17F/P2F

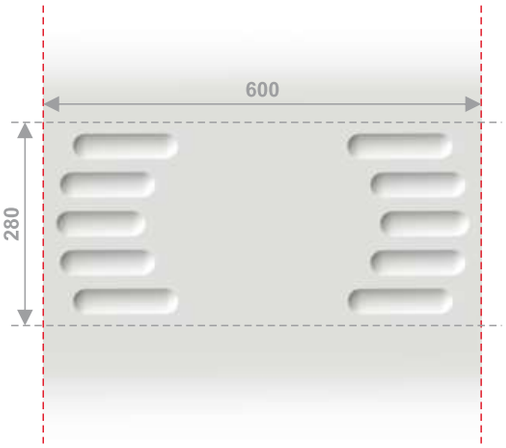

PDA17F/P3F

 © Zakaz kopiowania bez zgody autora. / © Prohibition copy without permission.

PDA18

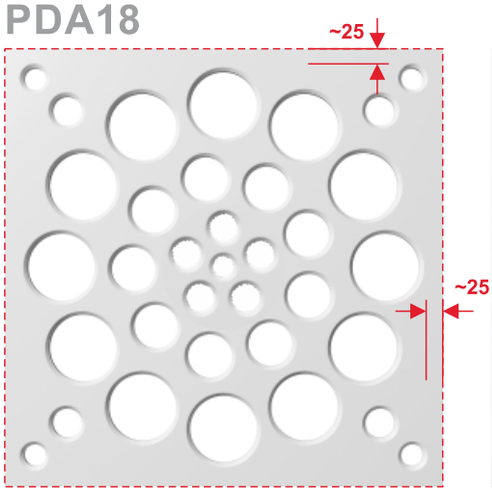

600 / 600 mm P4

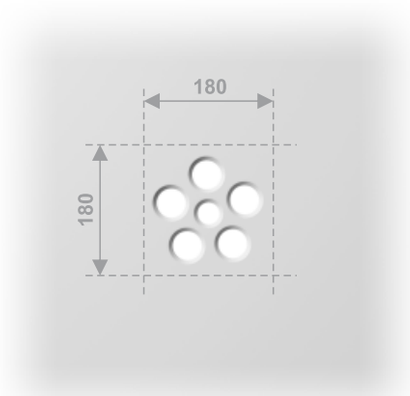

PDA18/P1

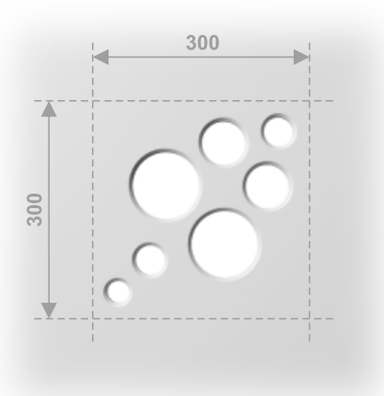

PDA18/P2

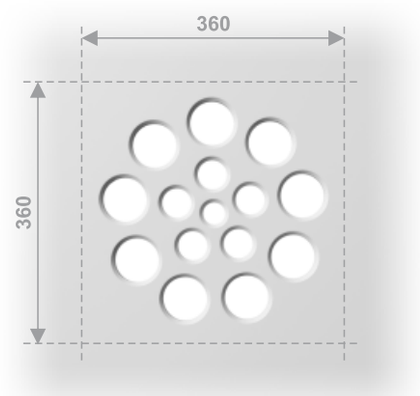

PDA18/P3

PL
- ściana działowa
- grubość: 24 mm
- szer. 2x600 mm
- wys. 2400 mm
- montaż do górnej i dolnej krawędzi
- wariant wykonania dwustronny "A+A"

EN
- dividing wall
- thickness: 24 mm
- width: 2x600 mm
- height: 2400 mm
- fixed to the upper and lower edge
- two-sided option A+A"

DE
- Trennwand
- Stärke 24 mm
- Breite 2x600 mm
- Höhe 2400 mm
- Montage zur Ober- und Unterkante
- zweiseitige Ausführungsvariante A+A"

 © Zakaz kopiowania bez zgody autora. / © Prohibition copy without permission.

PDA18F



600 / 600 mm P4

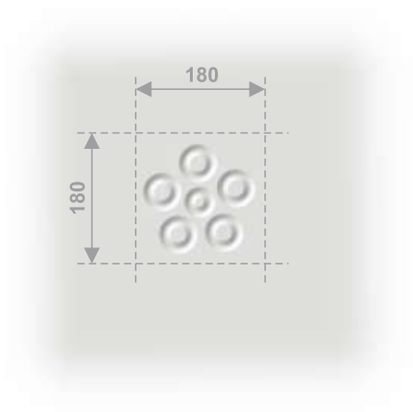

PDA18F/P1F

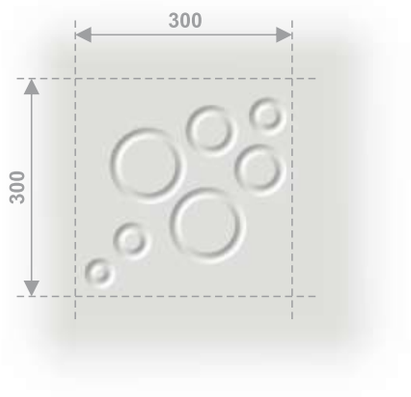

PDA18F/P2F

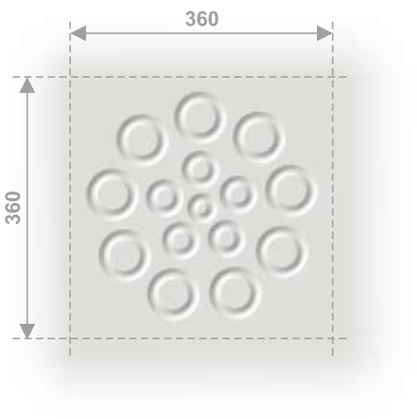

PDA18F/P3F

DP1.0/II.14 | © Zakaz kopiowania bez zgody autora. / © Prohibition copy without permission.

PDA19

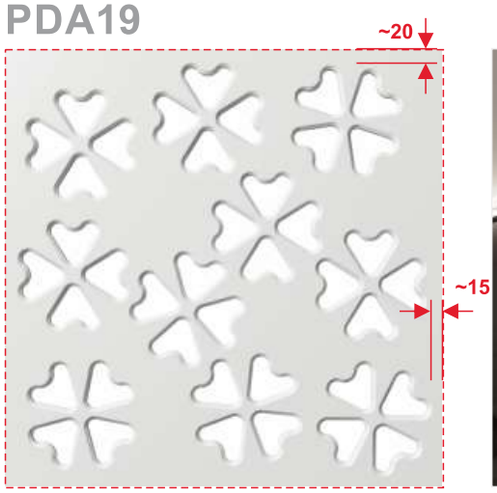

600 / 600 mm P4

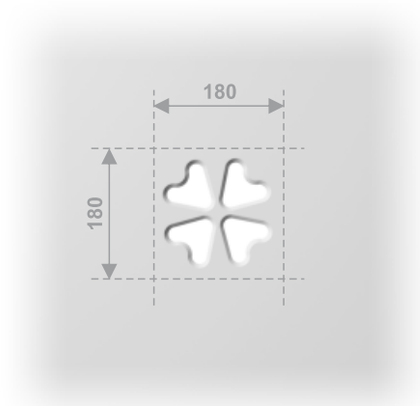

PDA19/P1

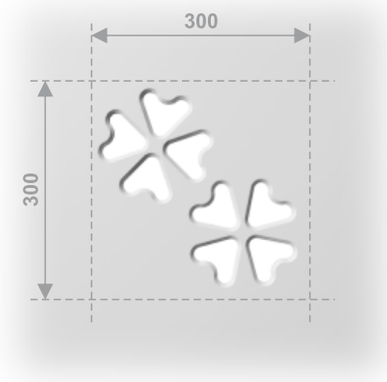

PDA19/P2

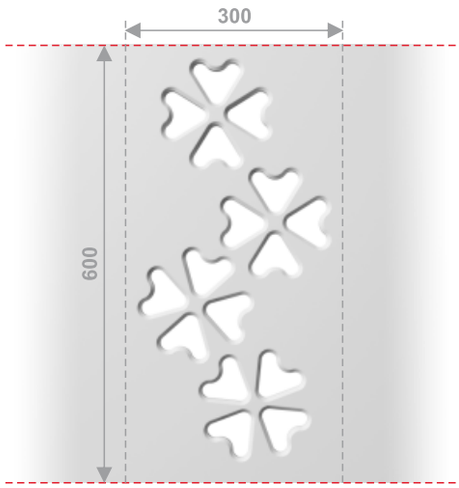

PDA19/P3

PL
- korpus boczny
- grubość 24 mm
- szerokość 600 mm
- wysokość 2400 mm
- wariant wykonania dwustronny A+A"

boční korpus
síla 24 mm
šířka 600 mm
výška 2400 mm
oboustranný panel varianta A+A"

EN
- *side panel*
- *thickness: 24 mm*
- *width: 600 mm*
- *height: 2400 mm*
- *two-sided option A+A"*

DE
- Seitengehäuse
- Stärke 24 mm
- Breite 600 mm
- Höhe 2400 mm
- zweiseitige Ausführungsvariante A+A"

DP1.0/II.14 | © Zakaz kopiowania bez zgody autora. / © Prohibition copy without permission.

PDA19F

600 / 600 mm P4

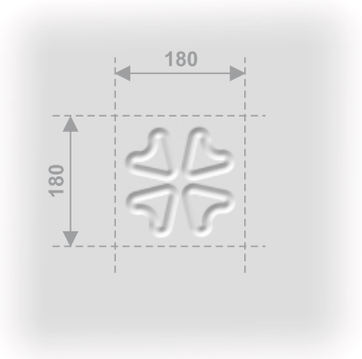

PDA19F/P1F

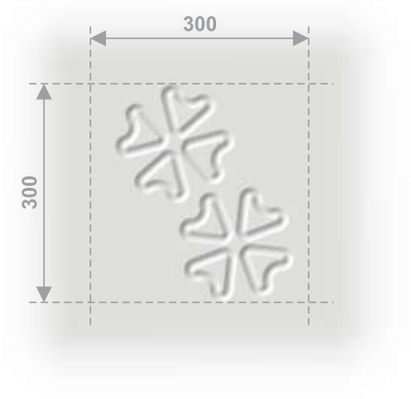

PDA19F/P2F

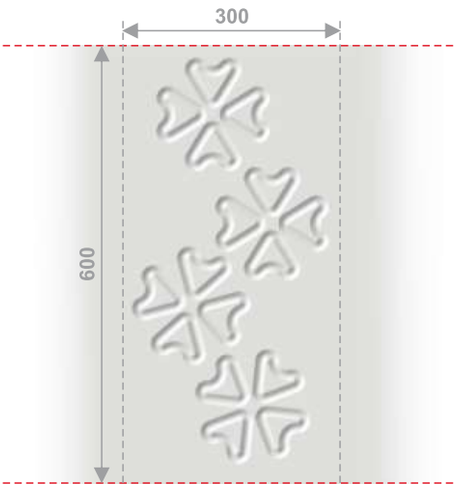

PDA19F/P3F

DP1.0/II.14 | © Zakaz kopiowania bez zgody autora. / © Prohibition copy without permission.

PDA20

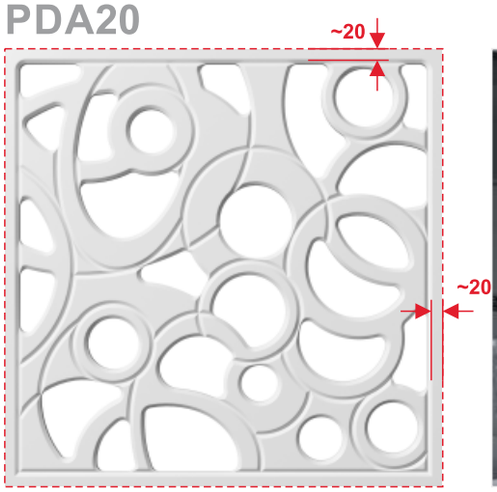

600 / 600 mm P4

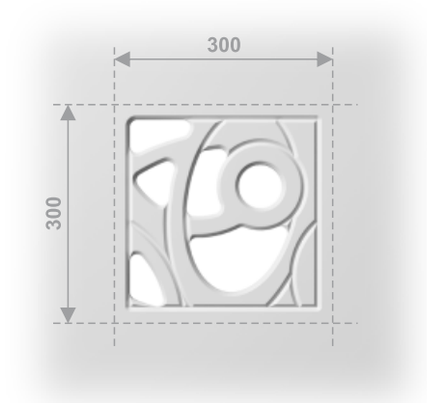

PDA20/P2

PL
- ekran ażurowy
- grubość 12 mm
- szerokość 600 mm
- wysokość 2400 mm

EN
- openwork screen
- thickness: 12 mm
- width: 600 mm
- height: 2400 mm

DE
- Ajourschirm
- Stärke 12 mm
- Breite 600 mm
- Höhe 2400 mm

 © Zakaz kopiowania bez zgody autora. / © Prohibition copy without permission.

PDA20F

600 / 600 mm P4

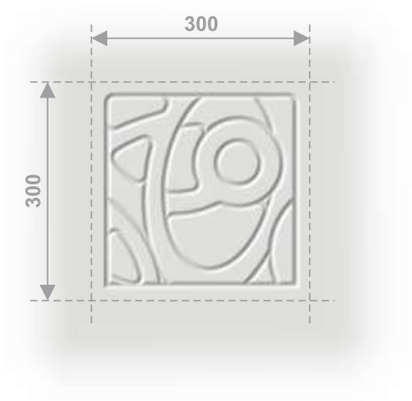

PDA20F/P2F

PANELE DEKORACYJNE PDA/PDAF

PDA/PDAF DECORATIVE PANELS / PDA/PDAF DEKORPANEELE

PDA 21

PDA 22



PDA 23

PDA 24

PDA 25

PDA 21 F

PDA 22 F

PDA 23 F

PDA 24 F

PDA 25 F

PDA 26



PDA 27



PDA 28

PDA 29

PDA 30

PDA 26F

PDA 27F

PDA 28 F

PDA 29 F

PDA 30 F

KIERUNEK WZORÓW

Powyższe zestawienie prezentuje standardowe kierunki wzorów (zgodne z naszymi katalogami).
Istnieje możliwość obrotu każdego wzoru o 90°.

PATTERN DIRECTION

The above collection presents standard directions of patterns (as offered in our catalogues).
It is possible to rotate each pattern by 90°.

MUSTERRICHTUNG

Die obige Aufstellung stellt die Standard-Musterrichtungen (gemäß unseren Kataloge dar).
Es besteht die Möglichkeit der Drehung jedes Musters um 90°

DP5.0/IX.2018 | © Zakaz kopiowania bez zgody autora. / © Prohibition copy without permission.

PDA21

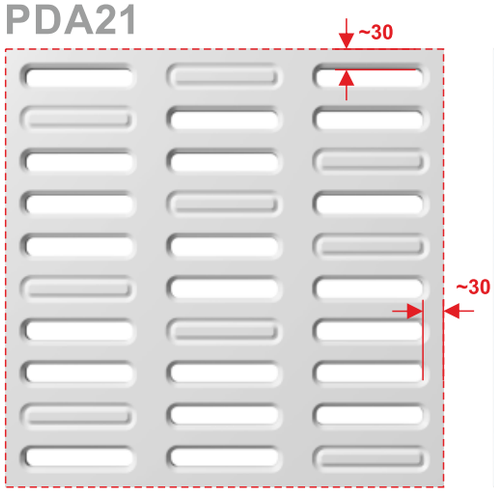

600 / 600 mm

P4

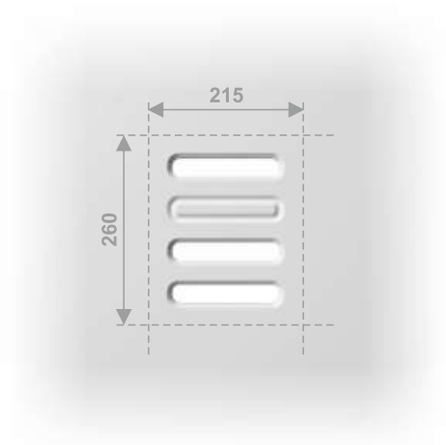

PDA21/P1

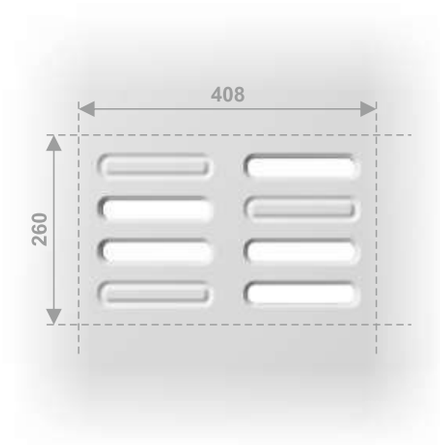

PDA21/P2/1

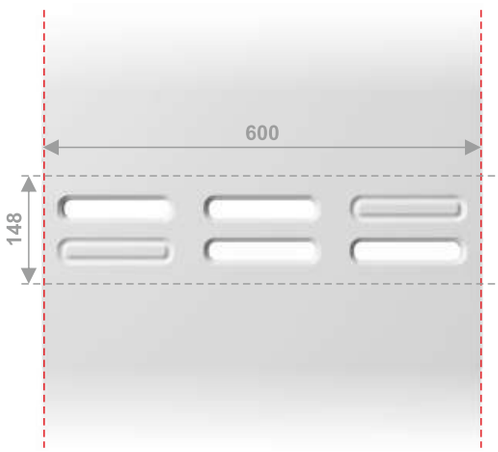

PDA21/P2/2

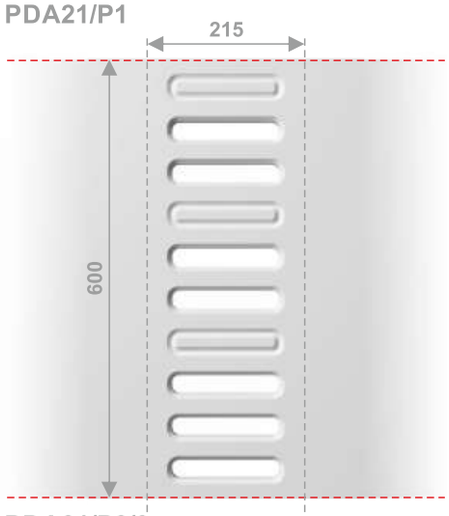

PDA21/P2/3

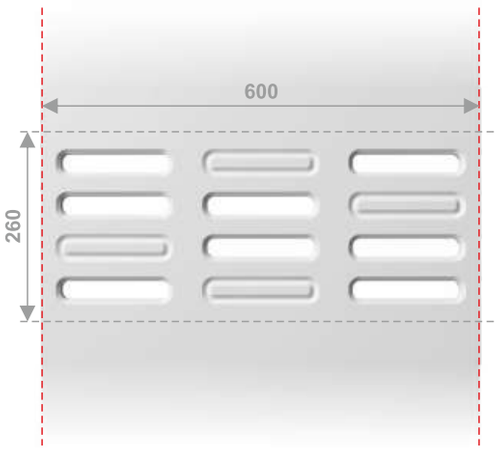

PDA21/P3

DP5.0/IX.2018 | © Zakaz kopiowania bez zgody autora. / © Prohibition copy without permission.



600 / 600 mm P4F

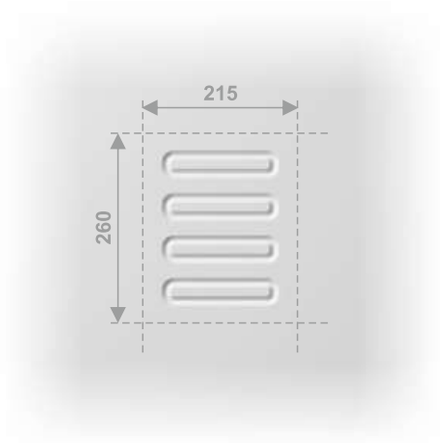

PDA21F/P1F

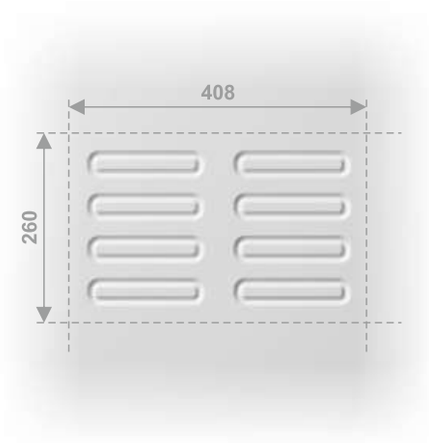

PDA21F/P2/1F

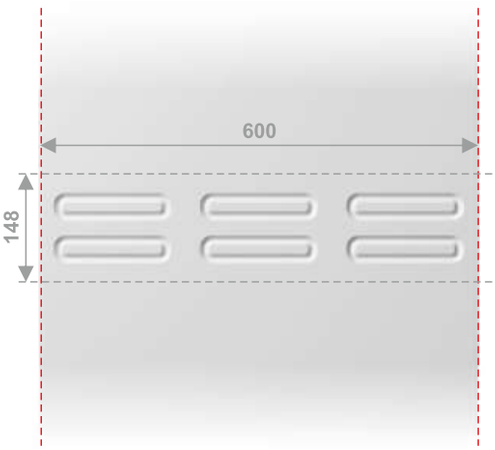

PDA21F/P2/2F

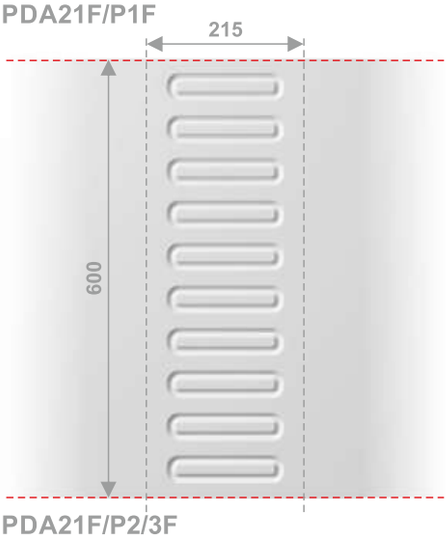

PDA21F/P2/3F

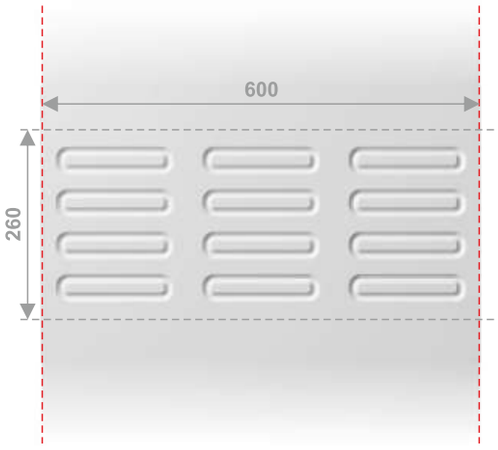

PDA21F/P3F

PDA22

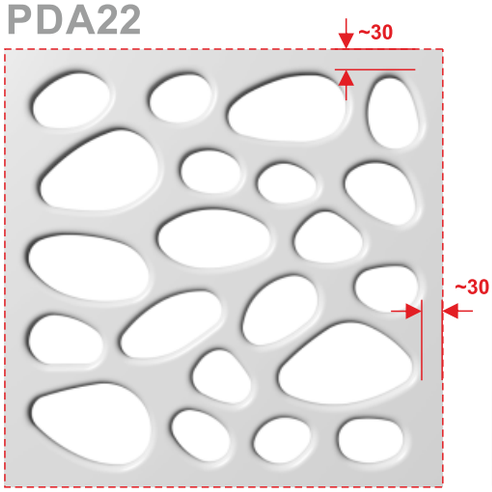

600 / 600 mm P4

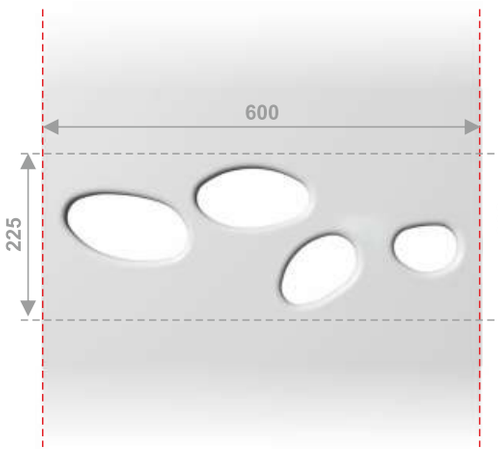

PDA22/P2

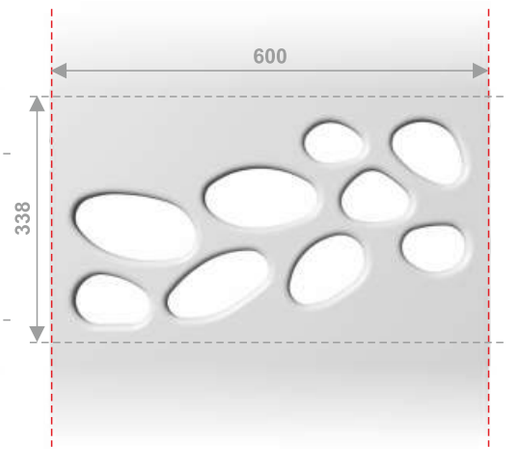

PDA22/P3

DP5.0/IX.2018 | © Zakaz kopiowania bez zgody autora. / © Prohibition copy without permission.

PDA22F

600 / 600 mm P4F

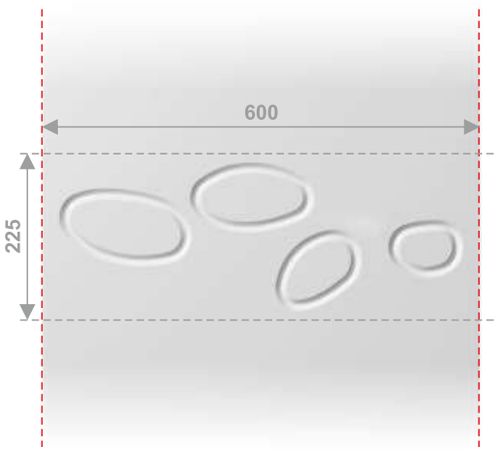

PDA22F/P2F

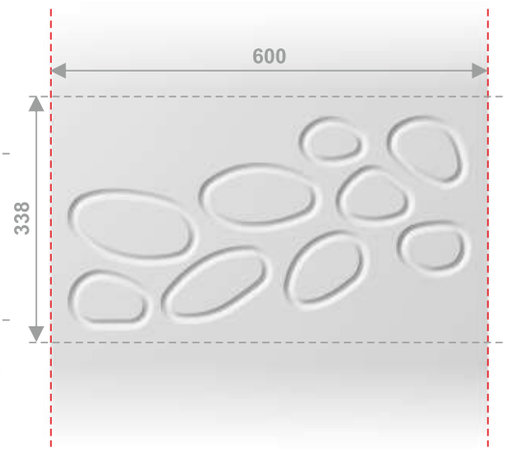

PDA22F/P3F

DP5.0/IX.2018 | © Zakaz kopiowania bez zgody autora. / © Prohibition copy without permission.

PDA23

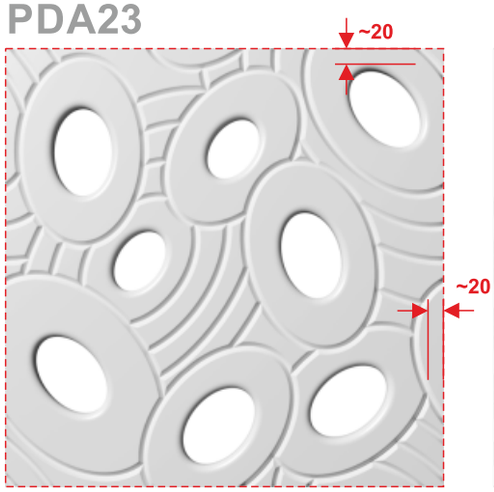

600 / 600 mm

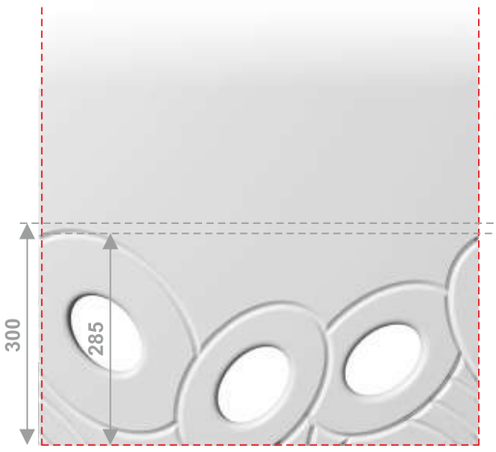

PDA23/L2/1

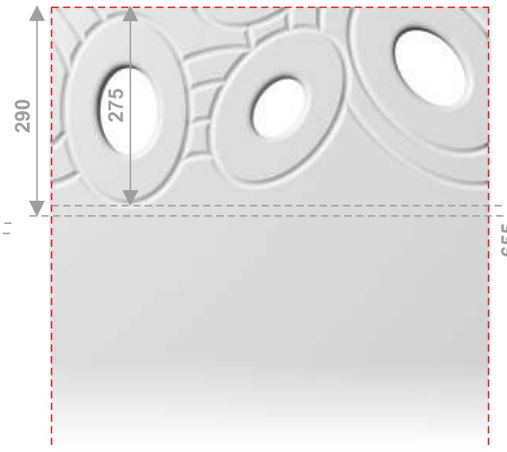

PDA23/L2/2

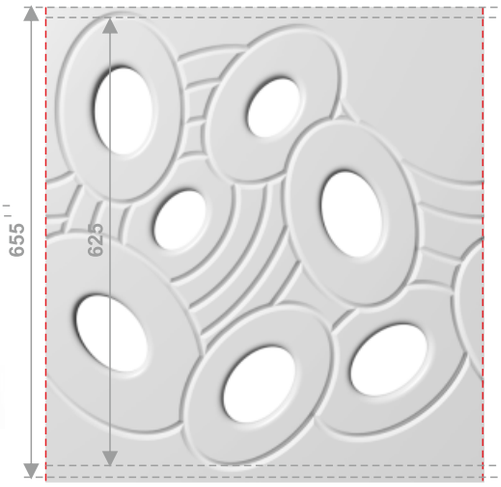

PDA23/L4

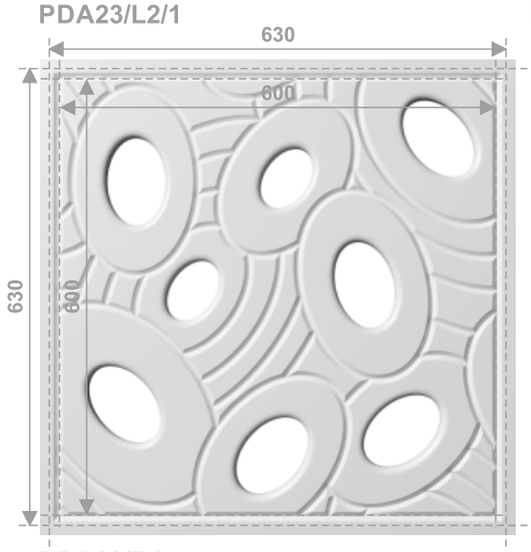

PDA23/P4

DP5.0/IX.2018 | © Zakaz kopiowania bez zgody autora. / © Prohibition copy without permission.

PDA23F

600 / 600 mm



PDA23F/L2/1F



PDA23F/L2/2F

PDA23F/L4F

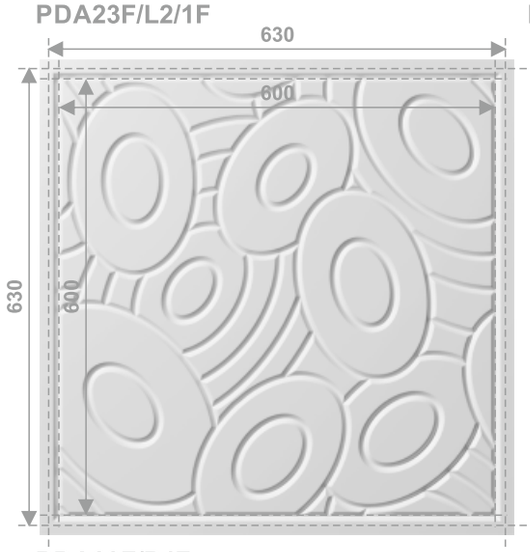

PDA23F/P4F

DP5.0/IX.2018 | © Zakaz kopiowania bez zgody autora. / © Prohibition copy without permission.

PDA24

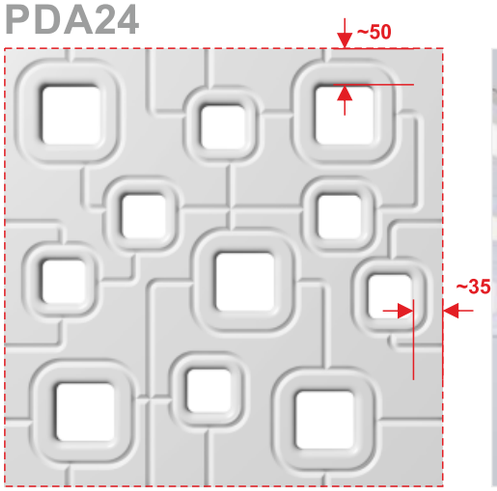

600 / 600 mm

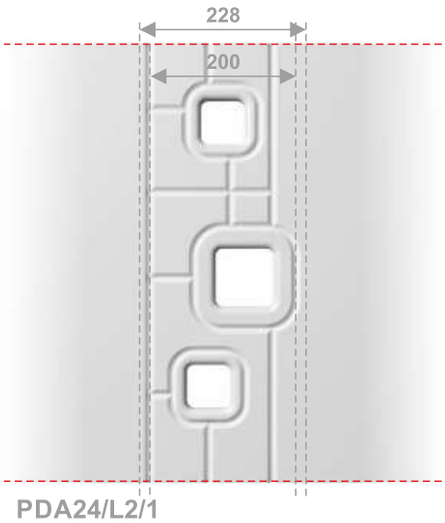

PDA24/L2/1

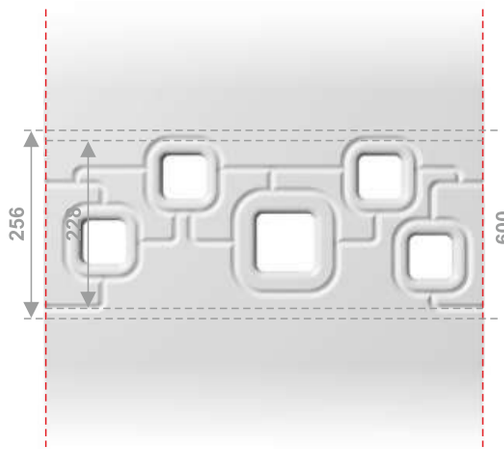

PDA24/L2/2

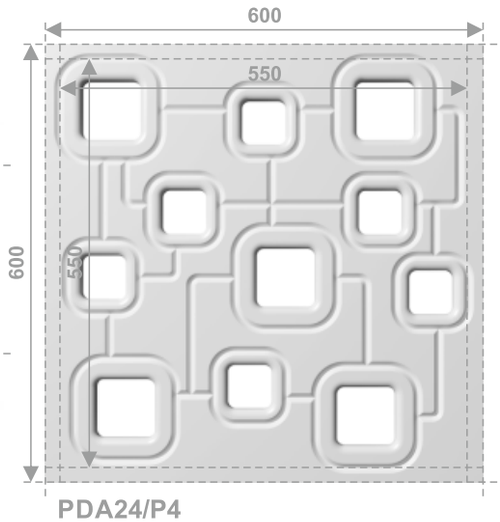

PDA24/P4

DP5.0/IX.2018 | © Zakaz kopiowania bez zgody autora. / © Prohibition copy without permission.

PDA24F

600 / 600 mm

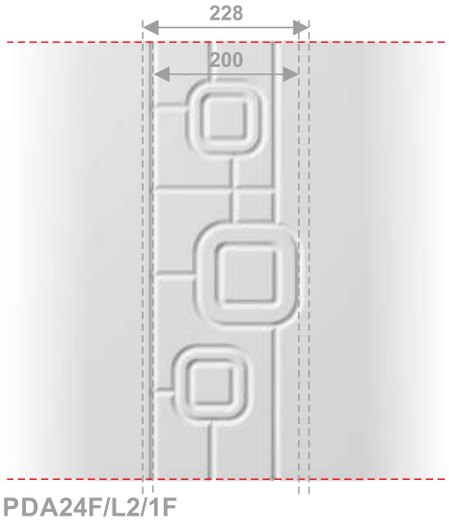

PDA24F/L2/1F

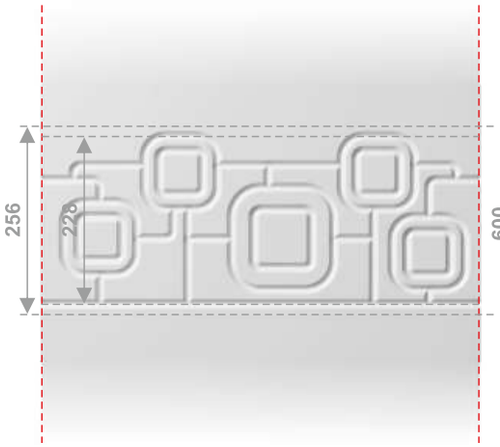

PDA24F/L2/2F

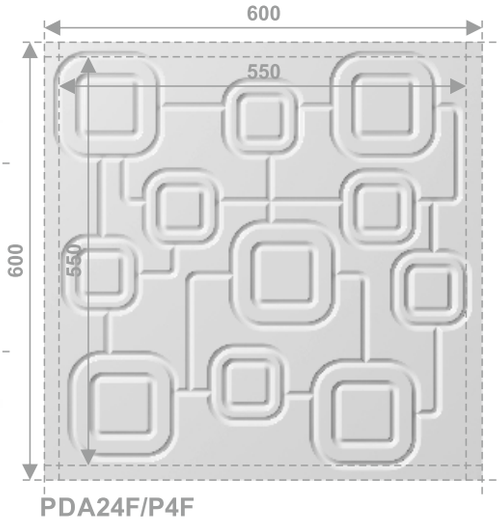

PDA24F/P4F

DP5.0/IX.2018 | © Zakaz kopiowania bez zgody autora. / © Prohibition copy without permission.

PDA25

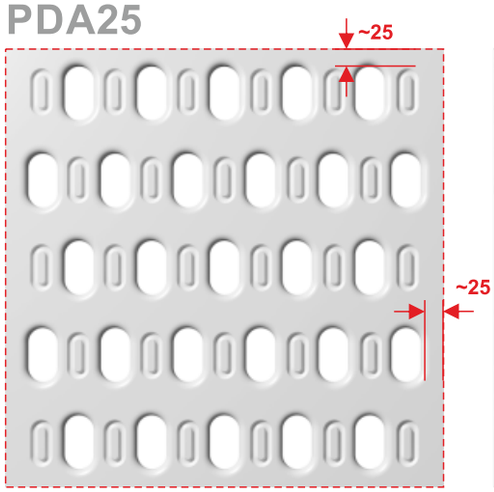

600 / 600 mm P4

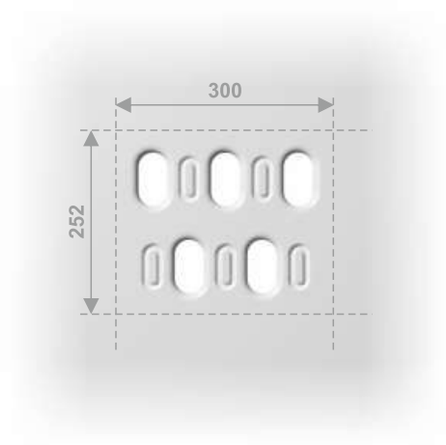

PDA25/P2/1

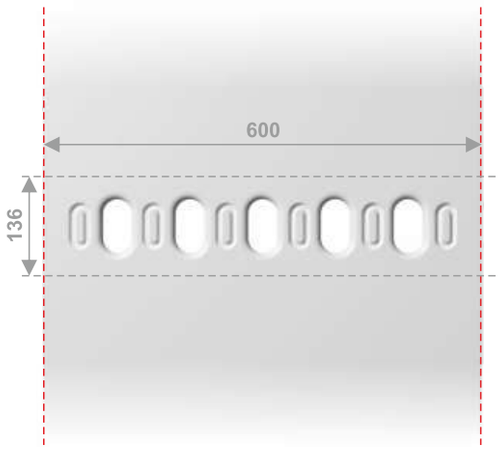

PDA25/P2/2

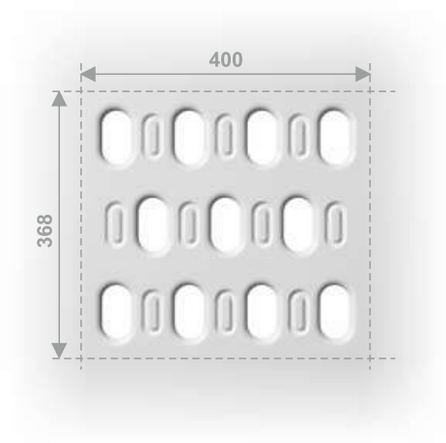

PDA25/P3/1

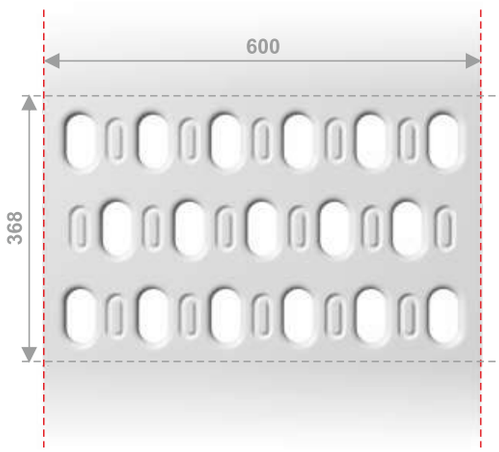

PDA25/P3/2

DP5.0/IX.2018 | © Zakaz kopiowania bez zgody autora. / © Prohibition copy without permission.

PDA25F

600 / 600 mm P4F

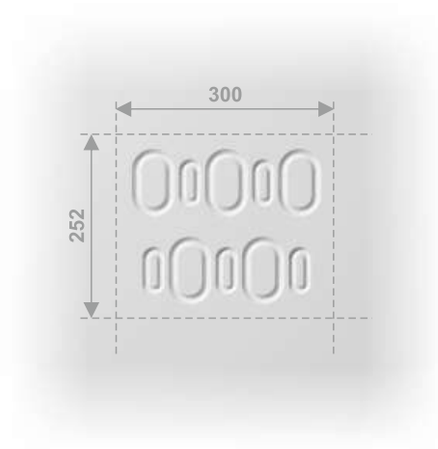

PDA25F/P2/1F

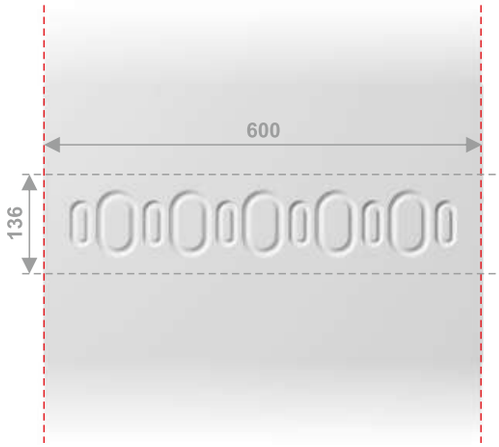

PDA25F/P2/2F



PDA25F/P3/1F



PDA25F/P3/2F

DP5.0/IX.2018 | © Zakaz kopiowania bez zgody autora. / © Prohibition copy without permission.

PDA26

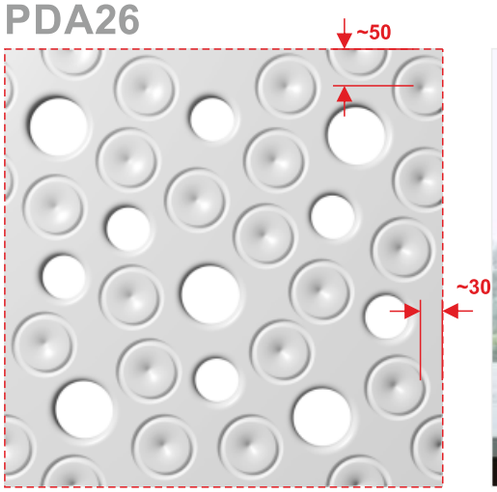

600 / 600 mm

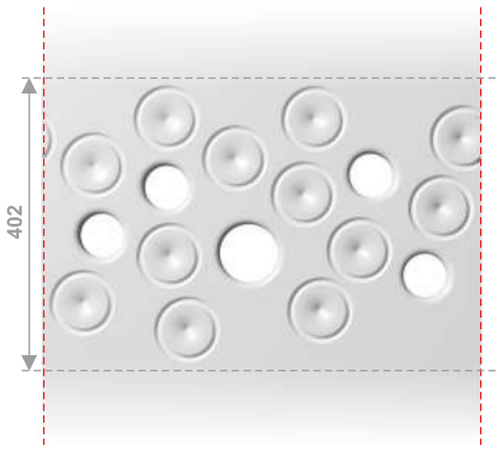

PDA26/L3



PDA26/P3/1

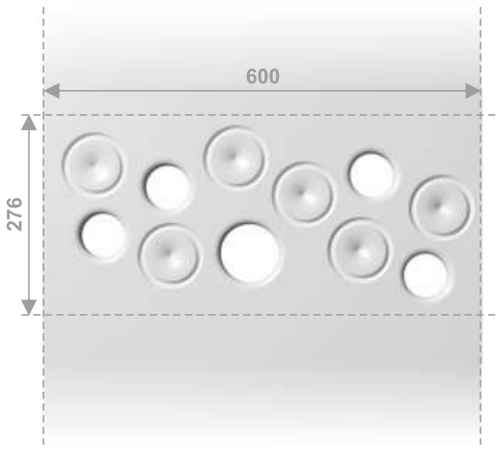

PDA26/P3/2



PDA26/P4

DP5.0/IX.2018 | © Zakaz kopiowania bez zgody autora. / © Prohibition copy without permission.

PDA26F



600 / 600 mm

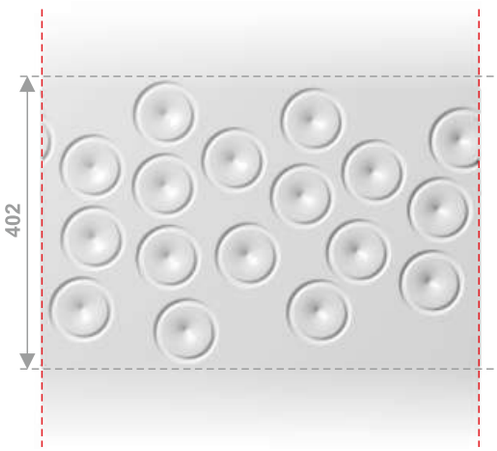

PDA26F/L3F



PDA26F/P3/1F

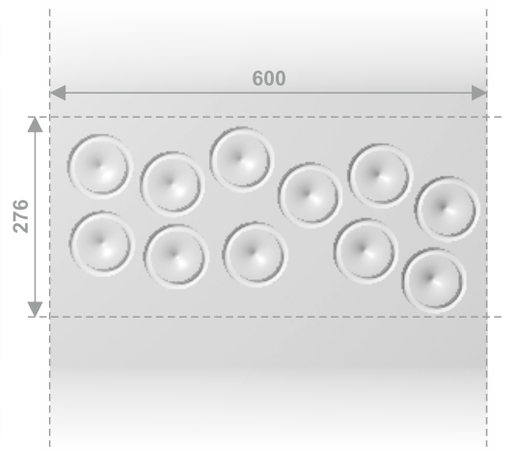

PDA26F/P3/2F



PDA26F/P4F

DP5.0/IX.2018 | © Zakaz kopiowania bez zgody autora. / © Prohibition copy without permission.

modulo form

PDA27

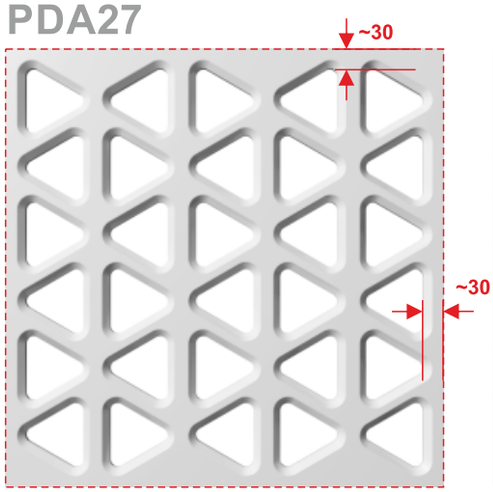

600 / 600 mm P4

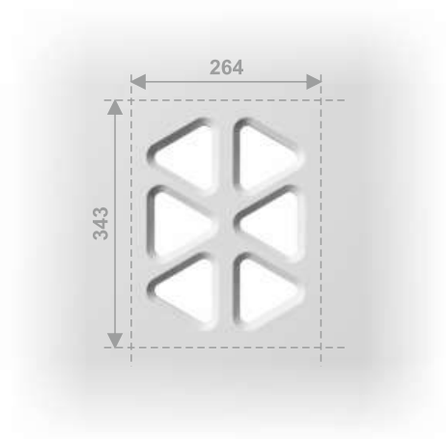

PDA27/P2/1

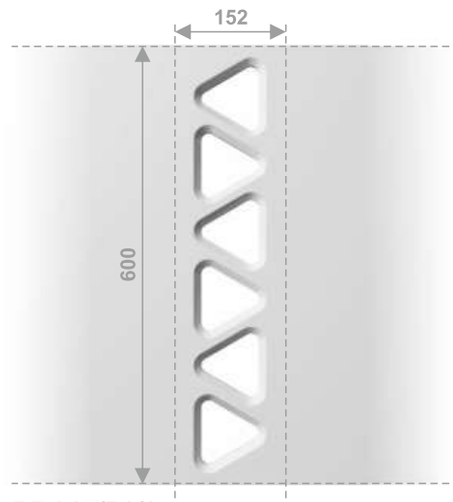

PDA27/P2/2

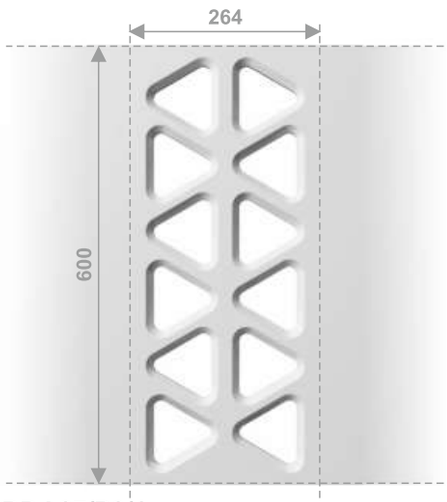

PDA27/P3/1

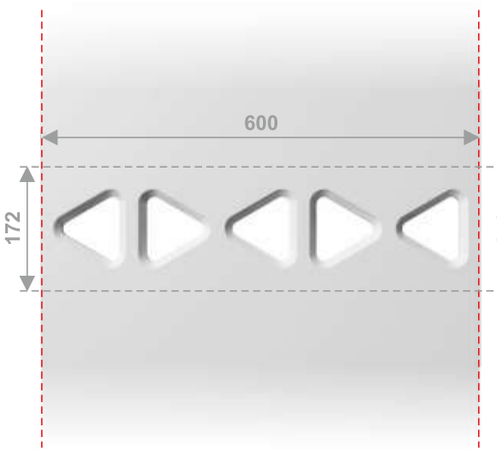

PDA27/P2/3

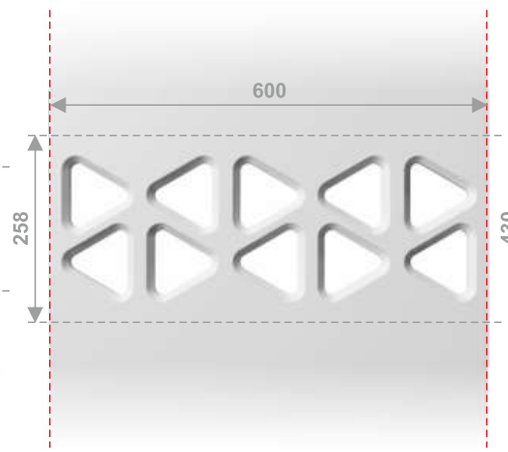

PDA27/P3/2

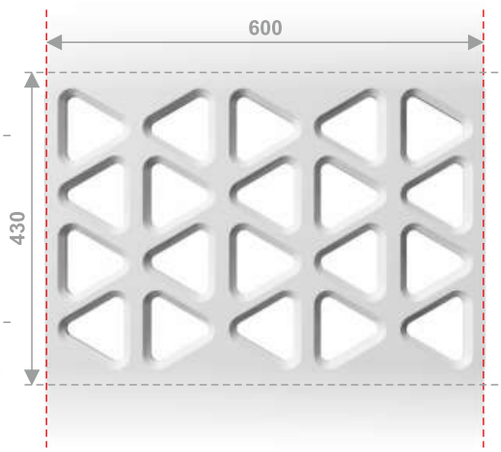

PDA27/P3/3

DP5.0/IX.2018 | © Zakaz kopiowania bez zgody autora. / © Prohibition copy without permission.

PDA27F



600 / 600 mm P4F

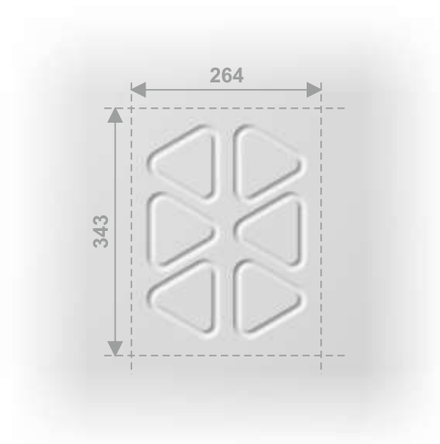

PDA27F/P2/1F

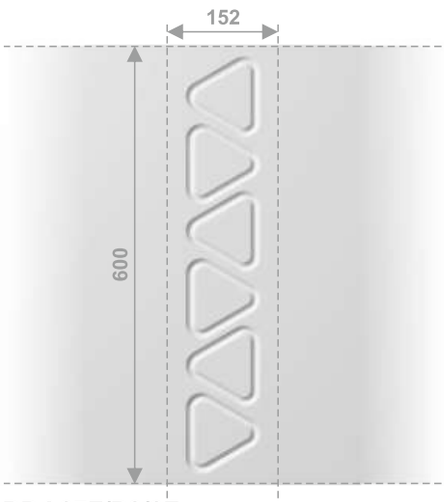

PDA27F/P2/2F

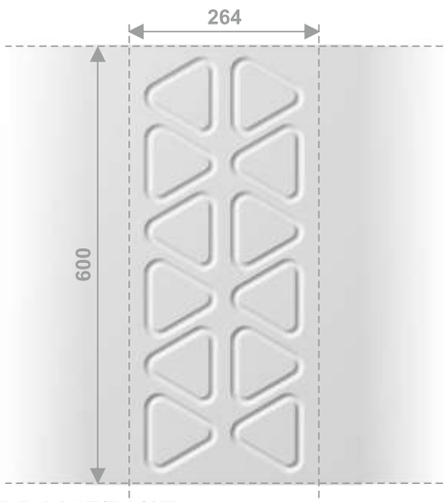

PDA27F/P3/1F

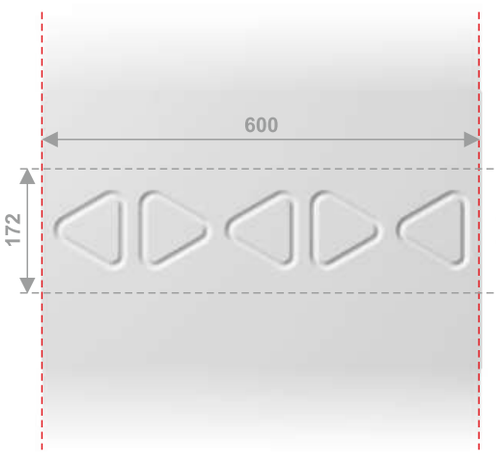

PDA27F/P2/3F



PDA27F/P3/2F

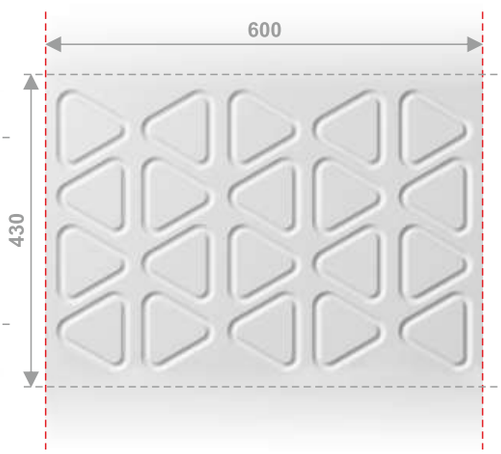

PDA27F/P3/3F

DP5.0/IX.2018 | © Zakaz kopiowania bez zgody autora. / © Prohibition copy without permission.

PDA28

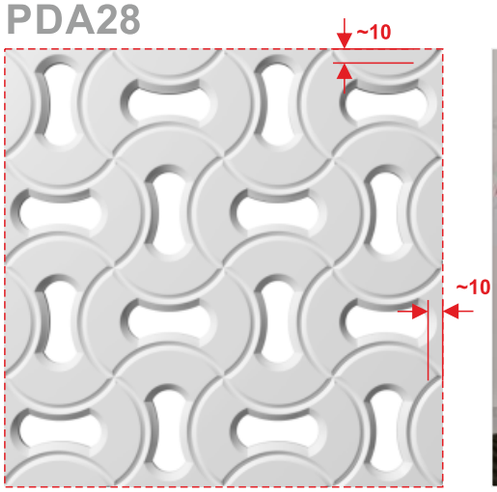

600 / 600 mm

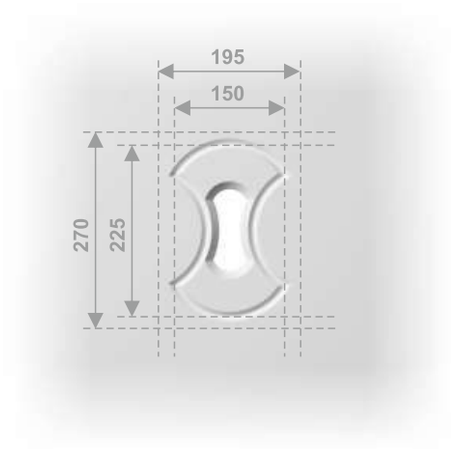

PDA28/P1

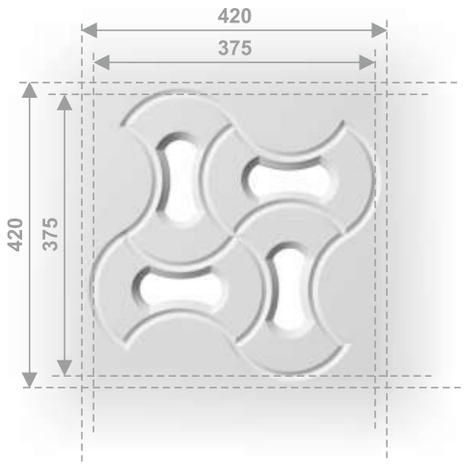

PDA28/P3

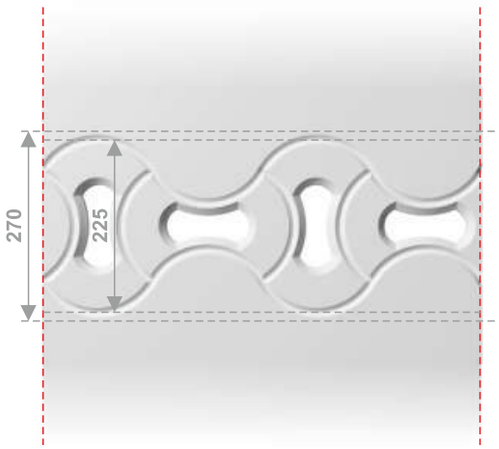

PDA28/L2

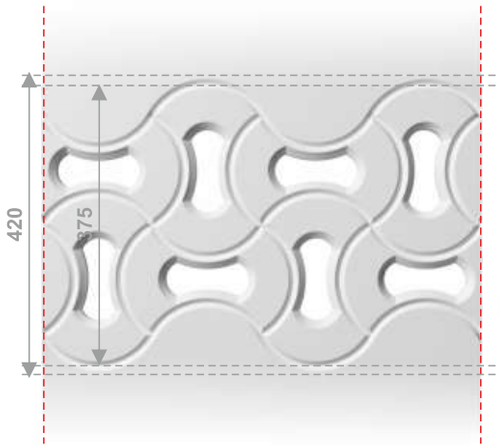

PDA28/L3

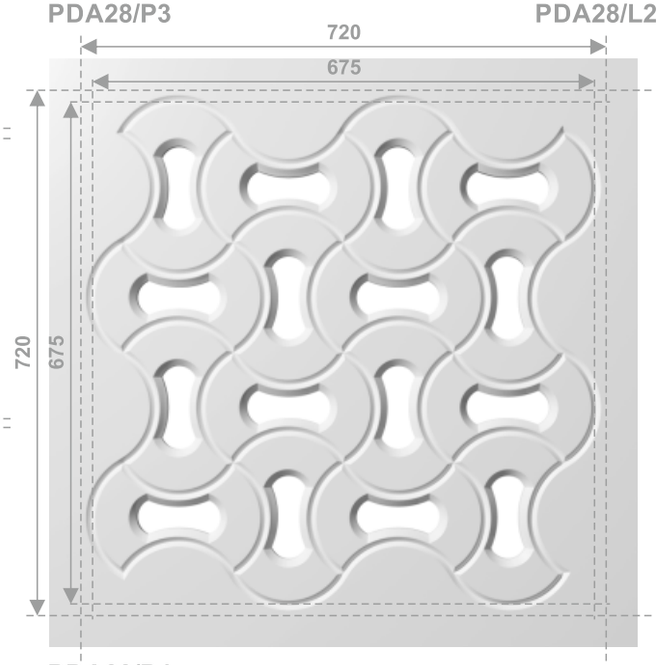

PDA28/P4

DP5.0/IX.2018 | © Zakaz kopiowania bez zgody autora. / © Prohibition copy without permission.

PDA28F

600 / 600 mm

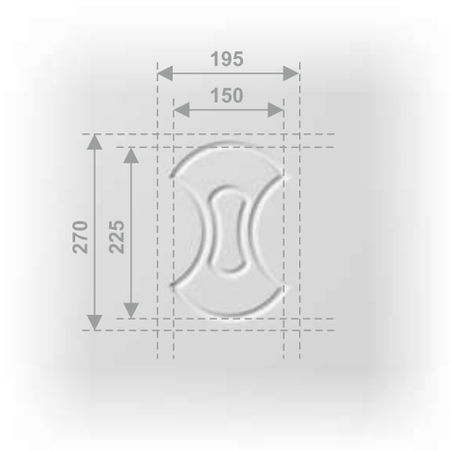

PDA28F/P1F

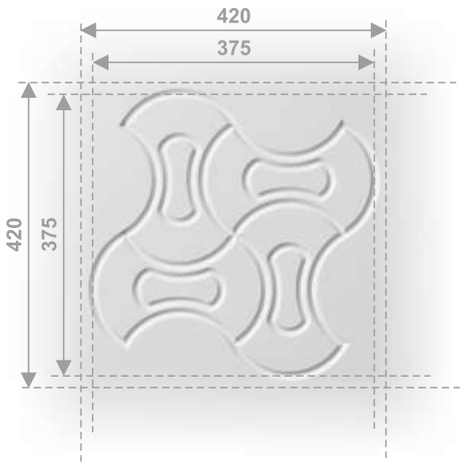

PDA28F/P3F

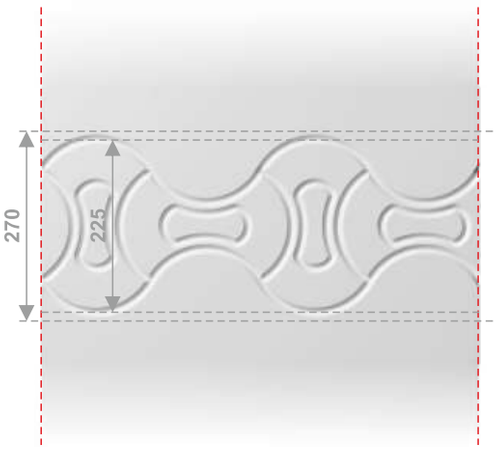

PDA28F/L2F

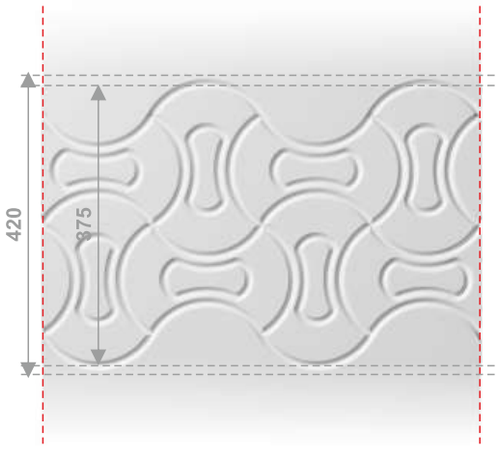

PDA28F/L3F

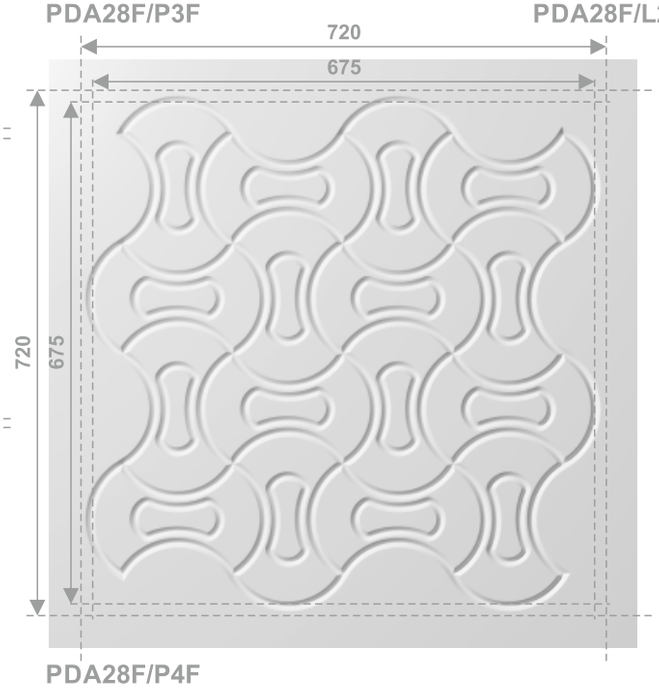

PDA28F/P4F

DP5.0/IX.2018 | © Zakaz kopiowania bez zgody autora. / © Prohibition copy without permission.

modulo form

PDA29

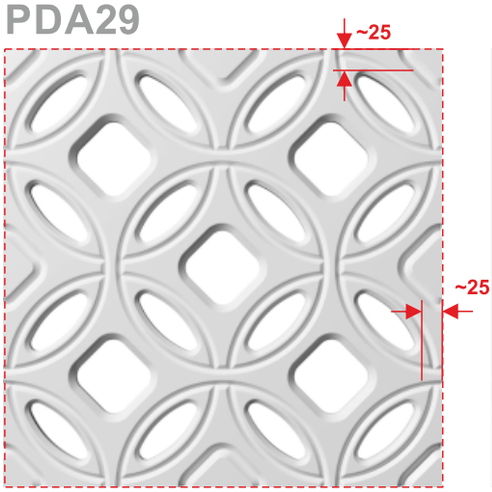

600 / 600 mm

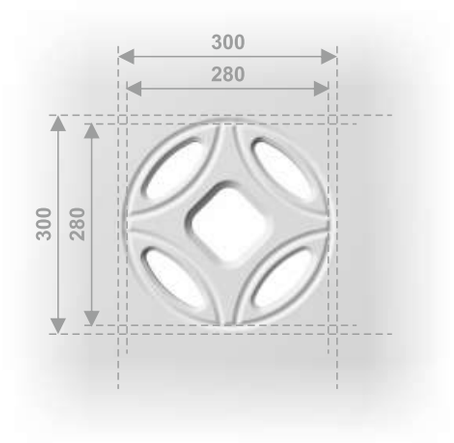

PDA29/P2

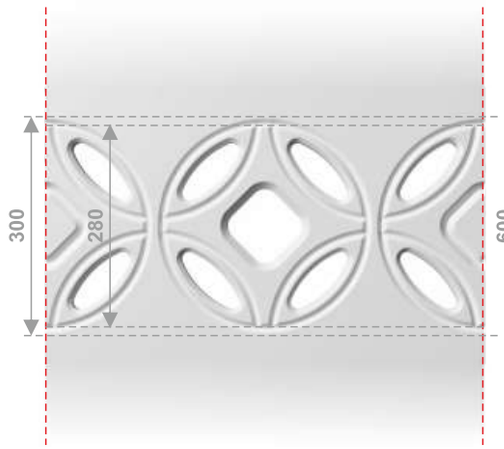

PDA29/L2

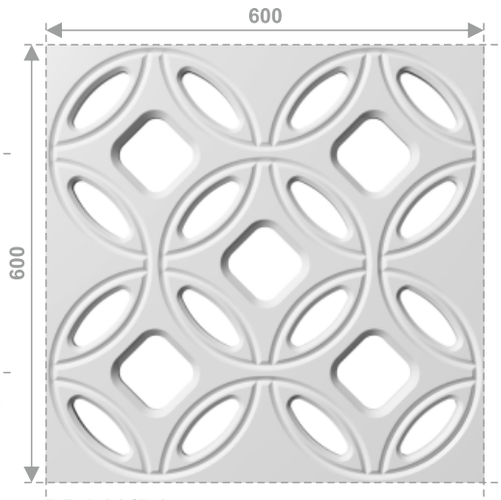

PDA29/P4

DP5.0/IX.2018 | © Zakaz kopiowania bez zgody autora. / © Prohibition copy without permission.

PDA29F

600 / 600 mm

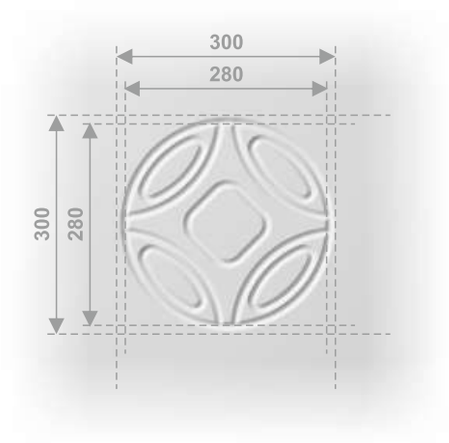

PDA29F/P2F



PDA29F/L2F



PDA29F/P4F

DP5.0/IX.2018 | © Zakaz kopiowania bez zgody autora. / © Prohibition copy without permission.

modulo form

PDA30

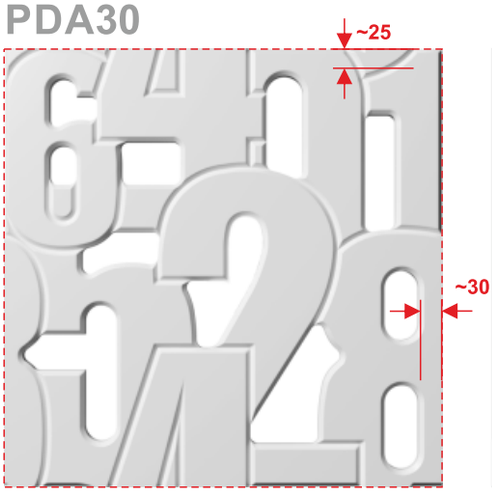

600 / 600 mm

PDA30/L4

DP5.0/IX.2018 | © Zakaz kopiowania bez zgody autora. / © Prohibition copy without permission.

PDA30F

600 / 600 mm

PDA30F/L4F

DP5.0/IX.2018 | © Zakaz kopiowania bez zgody autora. / © Prohibition copy without permission.