





# W006

**Front pełny (P)**  
*Full front (P)*



min. 296x296 mm

**Front bez frezu wewn.(BF)**  
*Front without int. milling (BF)*




min. 196x100 mm

**Szuflada (BF)**  
*Drawer front (BF)*



min. 196x100 mm

**Szuflada (P)**  
*Drawer front (P)*



min. 296x296 mm

**fronty meblowe**  
*furniture fronts*



**Szuflada (N)**  
*Drawer front (N)*



min. 296x140 mm

**Przekrój drzwi / Door section**

