

# PDA16F

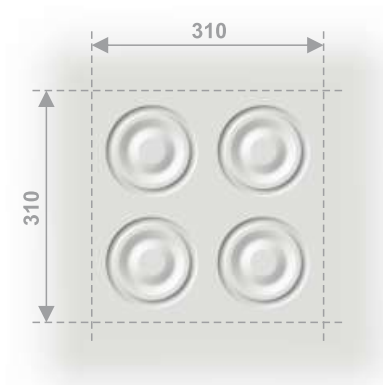
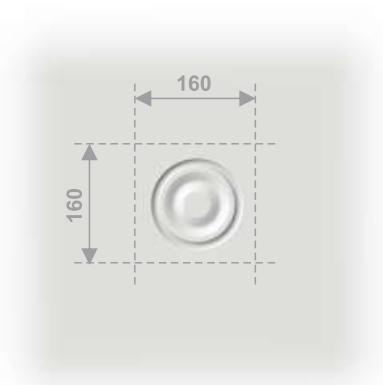


modulform





600 / 600 mm

P4F



PDA16F/P1F

PDA16F/P2/1F



PDA16/P2/2F

PDA16/P3F